


CITY OF HENDERSONVILLE



BUDGET

FISCAL YEAR 2010-11

CITY OF HENDERSONVILLE
FISCAL YEAR 2010-11 BUDGET

TABLE OF CONTENTS

EXECUTIVE SUMMARY	PAGE NUMBER
Executive Summary.....	A
Total City Revenue	I
Total City Appropriations.....	II
Position Changes by Fund.....	III
Total Salaries and Benefits.....	V
Assessed Property Values.....	VI

REVENUES AND APPROPRIATIONS BY FUND

GENERAL FUND

General Fund Revenue Summaries.....	1
General Fund Revenues.....	2
General Fund Appropriation Summaries.....	6
General Fund Appropriations:	
Governing Body.....	7
Administration.....	9
Finance.....	12
City Engineer.....	15
Information Technology	17
Legal	19
Public Works.....	20
Police.....	33
Fire.....	36
Zoning.....	39
Planning.....	41
Other Appropriations Summaries.....	43
Non-Departmental.....	44
Special Appropriations.....	45
Debt Service.....	46
Contingencies	47

CITY OF HENDERSONVILLE

FISCAL YEAR 2010-11 BUDGET

TABLE OF CONTENTS

	PAGE NUMBER
<i>DOWNTOWN TAX DISTRICT</i>	
Downtown Tax District Revenue Summaries.....	48
Downtown Tax District Revenues.....	49
Downtown Tax District Appropriation Summaries.....	50
Downtown Tax District Appropriations.....	51
<i>SEVENTH AVENUE DISTRICT</i>	
Seventh Avenue District Revenue Summaries.....	52
Seventh Avenue District Revenues.....	53
Seventh Avenue District Appropriation Summaries.....	54
Seventh Avenue District Appropriations.....	55
<i>CAPITAL RESERVE FUND</i>	
Capital Reserve Fund Revenue Summaries.....	56
Capital Reserve Fund Appropriation Summaries.....	57
Capital Reserve Fund Appropriations.....	58
<i>WATER AND SEWER FUND</i>	
Water and Sewer Fund Revenue Summaries.....	59
Water and Sewer Fund Revenues.....	60
Water and Sewer Fund Appropriation Summaries.....	62
Water and Sewer Fund Appropriations:	
Administration.....	63
Finance.....	66

CITY OF HENDERSONVILLE

FISCAL YEAR 2010-11 BUDGET

TABLE OF CONTENTS

	PAGE NUMBER
Water and Sewer Fund Appropriations(continued):	
Facilities Maintenance.....	68
Water Treatment Plant.....	71
Shop Operations.....	74
Water Maintenance & Construction.....	77
Waste Water Treatment Plant.....	80
Sewer Maintenance & Construction.....	83
Other Appropriation Summaries.....	86
Other Appropriations.....	89
 SOLID WASTE FUND	
Solid Waste Fund Revenue Summaries.....	91
Solid Waste Fund Revenues.....	92
Solid Waste Fund Appropriation Summaries.....	93
Solid Waste Fund Appropriations.....	94
 WATER FUND CAPITAL PROJECTS	
Water Treatment Plant Project	96
Raw Water Intake Project	97
Wolfpen Creek Sewer Outfall	98
 APPENDICES	
Fee Schedule.....	99

g:\mydocuments\budtoc14.wpd

BUDGET ORDINANCE

AN ORDINANCE MAKING APPROPRIATIONS FOR CERTAIN EXPENSES, CAPITAL IMPROVEMENTS AND INDEBTEDNESS OF THE CITY OF HENDERSONVILLE, NORTH CAROLINA FOR THE YEAR BEGINNING JULY 1, 2010 AND ENDING JUNE 30, 2011

WHEREAS, the City of Hendersonville is coming to the conclusion of its fiscal year and will enter into a new fiscal year on July 1, 2010; and

WHEREAS, it is necessary and required that prior to entering into a new fiscal year a budget must be passed and adopted for the operation of the city government; and

WHEREAS, a public hearing and a work session have been held wherein the public has been notified and invited to be present.

THEREFORE, BE IT ORDAINED BY THE PEOPLE OF THE CITY OF HENDERSONVILLE, NORTH CAROLINA:

SECTION 1: The following amounts are hereby appropriated for the operating budget for the City of Hendersonville and its activities for the fiscal year beginning July 1, 2010, and ending June 30, 2011, in accordance with the chart of accounts heretofore established for this City:

General Fund:	\$11,903,100
Downtown Tax District	364,000
Seventh Avenue District	34,040
Capital Reserve Fund	1,000
Water/Sewer Fund	15,100,390
Solid Waste Fund	1,073,480
TOTAL APPROPRIATIONS	\$28,476,010
Less: Interfund Transfers	<u>2,672,350</u>
TOTAL NET APPROPRIATIONS	<u>\$25,803,660</u>

SECTION 2: That the attached detailed budget document be, and the same reflects the estimated revenues, revenue contributions, and budget appropriations of the City of Hendersonville, North Carolina, for the period beginning July 1, 2010, and ending June 30, 2011. A copy of said document will be available for inspection in the Office of the City Clerk.

SECTION 3. That the City Clerk has published notice of this public hearing and a summary of the proposed budget in a newspaper of local circulation.

SECTION 4. That no appropriations for salaries shall be changed, nor appropriations transferred between departments or divisions, unless authorized by the Council. Appropriations within a department, other than salaries, may be transferred therein by the City Manager or his designee for the purpose of equalizations when necessary. Amounts up to \$1,000 between departments, including contingency appropriations, may be transferred within the same fund. An official report of all intra-fund transfers shall be made at the next regular meeting of the Governing Board.

SECTION 5: There is hereby levied a tax at the rate of thirty-eight cents (\$.38) per one hundred dollars valuation of property as listed for taxes as of January 1, 2010. This rate is based on an estimated total valuation of property for the purpose of taxation of \$1,747,000,000 and estimated collection rate of 96.8%.

Also levied is a tax rate of twenty-five cents (\$.25) per one hundred dollars (\$100) valuation of property as listed for taxes as of January 1, 2010, for a special service district established for the purpose of a Downtown Revitalization Project. This rate is based on an estimated total valuation of property for the purpose of taxation of \$92,900,000 and an estimated collection rate of 96%.

A tax rate is also levied of eight cents (\$.08) per one hundred dollars (\$100) valuation of property as listed for taxes as of January 1, 2010, for the Seventh Avenue Municipal Service District formed upon a petition of some of the property owners, established for the purpose of landscaping improvements as well as some activities of the Historic Seventh Avenue District (HSAD). The rate is based on an estimated total valuation of property for the purpose of taxation of \$10,750,000 and an estimated collection rate of 94%.

There is hereby adopted a capital project ordinance budget for construction of the City of Hendersonville Main Street Renovation Project as follows:

Proceeds of Debt - Bank Loan	1,200,000
Interest Income	<u>10,000</u>
	\$1,210,000
Professional Services - Engineering	10,000
Capital Outlay - Other Improvements	<u>1,200,000</u>
	\$1,210,000

There is hereby further adopted an official Fee Schedule listing specific fees, business licenses, and utility rates charged by the City of Hendersonville for:

- a) the use of City facilities and equipment for the purposes of making them available to public
- b) specific utility rates the proceeds of which are for the maintenance and expansion of its water and sewer system
- c) the administration of a system of business licenses taxation to generate revenue for the General Fund under the authority of North Carolina General Statutes (NCGS) §160A-211,
- d) the reproduction of public records and other miscellaneous services to cover the actual cost of producing these documents and information under the provision of NCGS §132-6.2.

The Fee Schedule is incorporated by reference and placed on file in the Office of the City Clerk.

SECTION 6: That copies of this Budget Ordinance shall be furnished to the City Clerk, City Manager and Finance Officer to be kept on file by them for their direction in the disbursement of funds.

SECTION 7: This ordinance shall become effective on and after July 1, 2010.

SECTION 8: That all ordinances and parts of ordinances in conflict herewith be and the same hereby repealed.

Passed and adopted at the regular meeting of the City Council of the City of Hendersonville, North Carolina, held this 3rd day of June, 2010.

ATTEST:

Barbara Volk, Mayor, City of Hendersonville

Tammie K. Drake, CMC, City Clerk

Approved as to form:

Samuel H. Fritschner, City Attorney

G:\My Documents\Budget Ord 10-11 .wpd

2010-05-11

CITY COUNCIL:

BARBARA G. VOLK
Mayor
BOB COLLIS
Mayor Pro Tem
STEVE CARAKER
JERRY A. SMITH, JR.
WM. RALPH FREEMAN, JR.

CITY OF HENDERSONVILLE

"The City of Four Seasons"

OFFICE OF THE CITY MANAGER
W. Bowman Ferguson

OFFICERS:

W. BOWMAN FERGUSON
City Manager
SAMUEL H. FRITSCHNER
City Attorney
TAMMIE K. DRAKE
City Clerk

May 13, 2010

Honorable Mayor and City Council
City of Hendersonville, North Carolina

It is my privilege to submit to you my proposed Fiscal Year 2010-2011 Budget for the City of Hendersonville, which covers the time period from July 1, 2010 through June 30, 2011. The preparation of this budget represents the most difficult of my career in government, forcing hard choices on both revenues and expenditures that must be tackled to provide core services and needed investments in the coming year. We join cities and counties across North Carolina and the country in facing the worst economic times of our generation, and in so doing recognize that our situation is serious but not as dire as that faced by many of our colleagues in other governments.

I am extremely proud that this budget once again avoids discussion of a property tax increase in a year where many nearby communities are considering significant increases to that tax rate. That being said, many difficult and potentially unpopular choices were necessary to reach a balanced budget. First and foremost, this budget represents the bare minimum requests needed to fund core services and maintain our greatest asset in providing those services, our employees. The budget trims away many desired enhancements, and delays the replacement of some equipment that has already exceeded its useful life. Further, I have programmed a greater contribution from fund balance than we typically are comfortable with. In so doing, it is possible that we may not meet our 45% fund balance policy target for the coming year. I have introduced some financing to pay for major capital investments, taking advantage of historically low interest rates and construction costs. And I have included necessary proposals to increase or rebalance revenues, relying on some license, fee and fine increases to pay for services and more accurately reflect the structure of these revenues as they exist in comparable communities.


Given these circumstances, it would be understandable to worry that the goals of the City might be put on hold until an economic recovery takes place. I am pleased to report that, despite our declining revenues, this budget still maintains a focus on the five Foundations for Success identified by the Council at their retreat on February 22, 2010. While the dollars may not be readily available to implement many capital improvements, staff efforts and Council actions can


be supported in the coming year to make progress on Council's priorities. We look forward to doing so.

Now these decisions come before the Council for thoughtful review and analysis. In total, the Manager's proposed budget is nothing more than a concerted effort to predict and accommodate the values, desires and priorities of the Council. Now the task falls to the Council to consider these efforts and modify the budget to more accurately reflect your intentions. The staff stands ready to provide you with information and analysis as you undertake your review, and we look forward to implementing this plan in the coming year.

Each year at this time I close my transmittal letter by thanking Jim Rudisill, Finance Director, his staff, and all the Management Team Members who contributed to the preparation and development of the budget. In no year is that thanks more sincere or heartfelt than this one, where the challenges of this process were met head on by a team of dedicated staff who were critical in bringing the Council a balanced budget proposal.

Respectfully submitted,


W. Bowman Ferguson
City Manager



City of Hendersonville

2010-2012 Mayor and Council Foundations for Success

On February 18 and 19, 2010, the Hendersonville Mayor and City Council held a retreat to determine priorities for the next two years. After discussing a wide range of issues and opportunities, the City Council developed five areas of strategic focus that they believe represent the "Foundations for Success" for the City of Hendersonville over the next two years. Each area of focus is listed below with a statement that describes the vision of the City in this particular area. These vision statements are followed by specific goals the City will pursue to make progress on the vision statements.

Economic Vitality

Hendersonville is a good place for all businesses and promotes policies that encourage growth in areas of the economy that are identified in the comprehensive plan.

- Adopt a Master Plan of the Main Street and adjacent business cores that guides Council policy as it relates to land use, infrastructure, business support and development (boundaries are roughly - North: 7th Ave, West: Washington Street; South: Southside Gateway Park; East: Mud Creek @ MLK)
- Provide specific direction on rezoning infrastructure and business enhancement

Public Services

The City of Hendersonville provides public services to enhance the safety, health and quality of life for everyone in the community.

- Fire Station #2 staffed and operational to meet the timetable established by the insurance commission
- Incorporate usage of the remainder of the Fire Station #2 property to accommodate City needs
- Educate and promote recycling to business and residents City-wide for all recyclable products
- Expand recycling opportunities

Amenities

The City of Hendersonville values adequate and appropriate public amenities, specifically public parks and green space as a foundation of a successful community.

- Create a Park and Green space Master Plan to guide construction and development of existing and future parks and green spaces within the City of Hendersonville by February 2011.

Infrastructure

The City of Hendersonville maintains, improves and replaces the various infrastructure elements within the City limits.

- Develop entry corridor plans
- Develop long-term paving/replacement plan for all City streets and additional sidewalks
- Study traffic flow movement of City streets and recommend improvements within Main Street and adjacent cores

Partnership with the Public

Citizens (residents, business owners and employees, and visitors) have effective two-way communication and interaction with the City. Using electronic means, citizens will be able to:

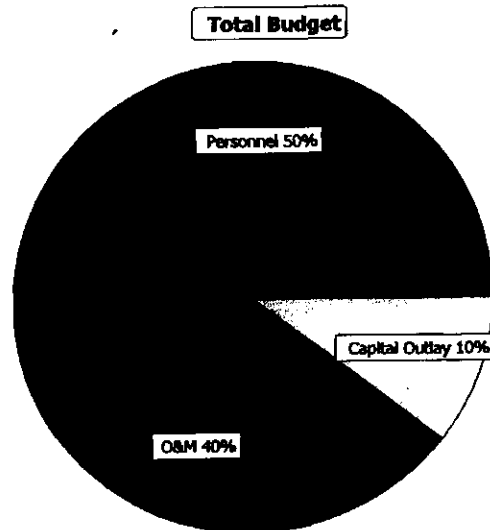
- receive response to questions and concerns within two business days by June of 2010
- Get current City news briefs through the website, Facebook updates and blogs by June 2010
- Provide input on City projects processes and activities through online survey forms by December 2010
- Apply for permits and services, pay online and print permits by December 2011

EXECUTIVE SUMMARY

This Executive Summary is a description of the proposed budget for **Fiscal Year 2010-2011** as compared with the originally adopted *Fiscal Year 2009-2010* budget. Fund accounting is used to account for similar operations that may contain related expenditures and revenues required to be segregated by either law or good management practices. The proposed budget for all operating funds can be summarized in the following table.

General	\$ 12,278,700	\$ 11,903,100	-3%
Downtown District	\$ 354,500	\$ 364,000	3%
Seventh Avenue	\$ 63,500	\$ 34,040	-46%
Capital Reserve	\$ 11,000	\$ 1,000	-91%
Water/Sewer	\$ 17,575,950	\$ 15,100,390	-14%
Solid Waste	\$ 1,277,640	\$ 1,073,480	-16%
Total Budget	\$ 31,561,290	\$ 28,476,010	-10%
Less Interfund Transfers	\$ 2,599,750	\$ 2,672,350	3%
Total Net Appropriation	\$ 28,961,540	\$ 25,803,660	-12%

This chart indicates the breakdown among the three components of the budget: personnel costs, operating expenses and capital outlay.



Within each subheading a particular fund will be discussed in terms of its revenues and broken down into three expenditure components: personnel costs, operation and maintenance expense and capital outlay.

The total budget expenditures will decrease 10% from the current fiscal year.

Personnel related expenses make up the largest single component of total budget at 50%. No cost of living adjustment (COLA) is included in this year's budget due to the effect the economy has had on the City's revenue. The City Manager will re-evaluate this decision at the end of the calendar year to see if the economic situation has improved.

The salary administration plan also includes funds whereby 80% of all employees are eligible for a 2.0% merit increase along with longevity pay for those employees with qualifying years of service. The merit was reduced from 2.5% for basically the same reason as the COLA. This will be implemented as an adjustment to the salary plan as opposed to the one time increase that was utilized in the prior fiscal year.

Operating expenditures account for 40% of the total City budget. Operational expenses are fuel, supplies, repair and maintenance of building and grounds, travel expenses, training costs, dues and subscriptions, vehicle repairs, telephone expenses, insurance premiums (such as property and casualty, workers' compensation, liability). Generally speaking this classification of expenses will include everything but personnel and capital outlay. We budgeted a small increase of about 10% in workers' compensation and casualty insurance premiums. The most notable change is the anticipated cost of gasoline and diesel fuel. We used as a budget forecast expense \$2.50 for unleaded gasoline and \$2.75 for highway diesel when budget preparation began in February. Obviously these may need to be adjusted given the volatility of the price of oil. (*Note to reader: fuel sales to NC local governments are exempt from almost all NC and federal taxes.*)

Capital items are treated as either "non-depreciable" or "depreciable" within the various cost centers. Management will not attempt to depreciate certain assets of an unknown useful life and having an acquisition cost of less than \$5,000. The classification of depreciable capital items included in this budget are those identified in the Capital Improvement Program. Fleet vehicles are set out separately in each department budget. Overall capital expenditures are less than the total amount budgeted in the last fiscal year by \$372,660. Total capital outlay in Fiscal Year 2010-2011 equals \$3,142,000 or an estimated 11% of the budget.

The CIP items are summarized on the following page by department based on whether they have been classified as depreciable Capital Improvement Program (CIP) projects, land acquisition, equipment, software or Non-depreciable CIP items such as motorized vehicles and/or equipment that cost over \$1,000 but less than \$5,000. These can be items such as computer hardware, computer software, printers, riding lawn movers and other acquisitions.

Departments	CIP Projects & Land Acquisition	CIP Equipment & Software	CIP Vehicles & Trucks	Total
General Fund:				
Information Services:				
Computer Repl'ment - G/F		\$ 26,000		\$ 26,000
Server Replacement		\$ 8,000		\$ 8,000
ERSI Licenses		\$ 1,000		\$ 1,000
Network Upgrade		\$ 6,000		\$ 6,000
City Works Licenses - W/S		\$ 35,000		\$ 35,000
City Works - G/F		\$ 2,000		\$ 2,000
Traffic Software		\$ 7,000		\$ 7,000
MDT Replacements		\$ 25,000		\$ 25,000
Voice Logger Equip.		\$ 18,000		\$ 18,000
Computer Repl'ment - W/S		\$ 8,000		\$ 8,000
Total IT		\$ 136,000		\$ 136,000
Public Works Department:				
Dump Trk - Grounds Maint.			\$ 40,000	\$ 40,000
Mini-golf Upgrade		\$ 10,000		\$ 10,000
Sidewalk Infill		\$ 20,000		\$ 20,000
Pat Pool Filter, Pump, Motor		\$ 75,000		\$ 75,000
Southside Gateway	\$ 10,000			\$ 10,000
Whitmire Upgrade - Lights	\$ 11,000			\$ 11,000
9 ton Vehicle Lift		\$ 20,000		\$ 20,000
Total Public Works	\$ 21,000	\$ 125,000	\$ 40,000	\$ 186,000
Police Department:				
Vehicle Replacements			\$ 94,000	\$ 94,000
Mobile Radios		\$ 10,000		\$ 10,000
Walkie Talkies		\$ 5,000		\$ 5,000

Department	CIP Projects & Land Acquisition	CIP Equipment & Software	CIP Vehicles & Trucks	Total
Mobile Video Cameras		\$ 20,000		\$ 20,000
Storage Building	\$ 4,000			\$ 4,000
Total Police	\$ 4,000	\$ 35,000	\$ 94,000	\$ 133,000
Fire Department:				
Replace Chairs		\$ 1,500		\$ 1,500
Thermal Camera		\$ 8,500		\$ 8,500
4X4 Vehicle		\$ 30,000		\$ 30,000
Total Fire		\$ 40,000		\$ 40,000
Zoning Department:				
Furniture		\$ 7,000		\$ 7,000
Total General Fund	\$ 25,000	\$ 343,000	\$ 134,000	\$ 502,000
Water & Sewer Department:				
SCADA System	\$ 245,000			\$ 245,000
Sharon's Crossing Sewer	\$ 144,000			\$ 144,000
Jackson Pk Sew Interceptor	\$ 74,000			\$ 74,000
AMR Meter Replacement		\$ 551,000		\$ 551,000
Raw Water Intake Project	\$ 500,000			\$ 500,000
Hunter Sewer PS Generator		\$ 23,000		\$ 23,000
Dump Truck - Water Plant	\$ 51,000			\$ 51,000
WTP UV Design	\$ 315,000			\$ 315,000
WTP Centrifuge		\$ 33,000		\$ 33,000
WWTP Front Deck Mower		\$ 24,000		\$ 24,000
I/I Line Upgrade	\$ 140,000			\$ 140,000
Water Line Upgrade	\$ 144,000			\$ 144,000
1 1/2 Ton Service Truck			\$ 45,000	\$ 45,000
Etowah Tank Site	\$ 314,000			\$ 314,000
Etowah Pump Station Site	\$ 30,000			\$ 30,000
Total Water & Sewer	\$ 1,957,000	\$ 631,000	\$ 45,000	\$ 2,633,000

Interfund transfers are necessary exchanges of cash between funds to accurately and equitably reflect the purpose of expenditures, or to implement City Council's policy decisions. Here are three examples. The General Fund compensates the Water and Sewer (enterprise) Fund for debt associated with the extensions and/or improvements of existing water service into newly annexed areas. The General Fund subsidizes the Solid Waste Fund recognizing the governmental aspect of solid waste collection as being for the public health of the community. The Water and Sewer Fund is charged back a certain amount for to cover personnel costs in Administration, Finance and Governing Body, General Fund and Information Technology. Following is the schedule of interfund transfers.

SUMMARY OF OPERATING TRANSFERS

Operating Transfers	Amount
Capital Reserve Fund to General Fund - Sewer Annexation Principal	\$100,880.00
Capital Reserve Fund to General Fund - City Hall Renovation P&I	\$313,360.00
General Fund to Downtown Fund - Sales and Use Tax	\$100,600.00
General Fund to Downtown Fund - Operating Expense	\$17,350.00
General Fund to Seventh Avenue - Operating Expense	\$23,190.00
General Fund to Solid Waste Fund	\$250,970.00
Downtown Fund to General Fund	\$100,000.00
Water/Sewer Fund to General Fund - General Government	\$1,022,890.00
Water/Sewer Fund to General Fund - Motor Pool & Paving Cuts	\$153,500.00
Water & Sewer Fund to Capital Reserve Fund	\$550,000.00
Solid Waste Fund to General Fund - Personnel	\$10,000.00
Total Operating Transfers	\$2,672,350.00

Following this Executive Summary are appendices numbered I through VI which are revenue and expenditure summaries for the entire budget, tabular data regarding personnel costs and an analysis of the tax rate. The entire proposed line item budget for FY 2010-2011 is presented by fund with comparisons of the current year in pages 1 through 98. The City's fee schedule is provided in the last section of the document being on page 99. Following are narrative highlights under subheadings.

I. THE GENERAL FUND

A. Revenues

The total property valuation is estimated to grow to \$1,747,000,000 representing a growth in the assessed valuation of about 0.74% or \$12,770,000. This is about \$1.54 million greater than last year due to increases in real property, personal property valuation and corporate utilities. Motor vehicle valuation declined for the second straight year by approximately 2.4% or \$1,830,000.

At the City Council workshop on May 13 it was recommended that a rate of 38 cents per hundred dollars of evaluation be imposed as necessary to support the upcoming year's General Fund operation, which will yield ad valorem property tax revenue of \$6,155,000. Including the revenues from vehicles the total estimated levy is \$6,638,600.

The following table represents a historical four-year comparison of previous tax levies in the City, including real, personal property vehicles and utilities.

FISCAL YEAR	RATE (per \$100)	VALUATION	LEVY
07-08	38¢	\$ 1,668,800,000	\$ 6,214,611
08-09	38¢	\$ 1,723,000,000	\$ 6,547,400
09-10	38¢	\$ 1,734,230,000	\$ 6,590,074
10-11	38¢	\$ 1,747,000,000	\$ 6,638,600

Each one cent of the levy represents approximately \$174,700 in property tax revenue in the General Fund. This figure reflects all real and personal property including motor vehicles.

The preservation of fund balance in the General Fund is considered highly desirable given the amount of investment earning that is used as a source of revenue in the fund. Also, the Council is aware of several impending large capital projects on the horizon and wishes to preserve fund balance to address these in the future.

Revenue for FY2010-11 will be basically flat due to the economic recession that started in Fiscal Year 2008-09. The general feeling is the effects of the recession will continue to be felt with unemployment remaining high and housing starts remaining low through this budget year.

Due to large losses sustained by the North Carolina Local Government Employees Retirement System the State increased the retirement contribution for all cities by 1.55%. This added about \$100,000 in ongoing salary and fringe benefit costs to the General Fund.

The property tax is the only substantial revenue source that is subject to local control. The others are state-collected and disbursed by formula, from ancillary operations such as the ABC Stores or fees established by franchise authority.

The utility franchise tax and the beer and wine tax are local revenues collected by the State of North Carolina and returned to local government in accordance with the statutory authority used by the state government to levy these. The following table specifies the name and nature of other local revenues collected by the State of North Carolina.

Revenue Type	Estimated Amount	% of Total Revenue
Beer & Wine Tax	\$ 50,000	0.37%
Utility Franchise Tax	\$ 600,000	4.48%
Local Option Sales Tax	\$ 2,250,000	16.80%
Powell Bill Revenues	\$ 311,000	2.32%
ABC Store Revenue	\$ 80,000	0.60%
Sales tax on Telecom	\$ 200,000	1.49%
TOTAL	\$ 3,291,000	24.58%

Source	Type of Revenue
Utility Franchise Tax	A tax of 3.22% on sales of electricity, 3.09 returned to the municipality. Piped Natural Gas is an excise tax based on volume sold. Telecommunications tax is 6% of gross receipts of certain phone services.
Beer & Wine Excise Tax	Due cities on a per capita basis where sales are permitted. It is 23¾% of the state beer tax, 62% of state collections of tax on unfortified wine and 22% of fortified wine.

A fund balance appropriation of \$921,850 is included to balance the proposed budget. Subtracting out the appropriation from Capital Reserve and operating transfers from other funds this represents approximately 8.0% of total revenue to the General Fund.

B. Expenditures

During the managerial budget review there were \$539,368 in deletions to departmental budget submissions and other appropriations in the General Fund.

Personnel cost in the General Fund increased only slightly over the prior year. This cost is reflected in the salaries and benefits schedule on page V.

Operating expenses include expenditures for office supplies, repair of equipment, dues and subscriptions, fuel, maintenance and repair of vehicles and other equipment, maintenance agreements and other expenses not directly attributable to the cost of personnel or a capital outlay item.

These expenses are down 3.5% in the General Fund due to less funds being appropriated for professional services, contracted services and various supplies and materials budget line items.

Capital outlay items are vehicles, equipment, new buildings or minor renovations to existing buildings. The total capital outlay expenditure this year equals \$502,000. Professional services directly leading to a capital project are included as capitalized costs. Any expenditure of \$5,000 or more or an item having a useful life expectancy of more than five years is included in our Capital Improvement Plan (CIP).

Included are funds for computer and server replacements, City Works software licenses, a dump truck for the Grounds Maintenance Department and pump, filter and motor replacement for Patton Pool; and a vehicle and thermal camera for the Fire Department. Also included is the replacement of four police vehicles totaling \$94,000 and \$35,000 worth of mobile communication equipment.

Special appropriations is an accounting within the General Fund that includes appropriations to fund requests from outside agencies and appointed City commissions to carry on their designated tasks. Notables include for the Boys and Girls Club, Apple Country Public Transportation and the Medical Loan Closet. Council also approved funds for the Hands On Gallery, Chamber of Commerce, Heritage Museum and the Partnership for Economic Development. The City Council also showed its support for the Healing Place and Sister Cities Program. Finally, the City is mandated to send revenue received for late listing penalties to the Henderson County School System.

Item	Amount
Hands On Gallery	\$ 5,000
Rescue Squad	\$ 8,000
Medical Loan Closet	\$ 2,500
Healing Place	\$ 1,000
Apple Country Public Transportation	\$ 75,000
Boys and Girls Club	\$ 12,000
Henderson County Schools - Late Listing Penalties	\$ 10,000
Sister Cities Program	\$ 1,200
Economic Development	\$ 10,000
Chamber of Commerce	\$ 10,000
Heritage Museum	\$ 5,000
Total	\$ 139,700

Within the General Fund "Non-Departmental" section are appropriations to other funds and expenses too broad and general to classify to a specific department. These expenditures are listed on page 44. Its main expenditures are the accounting of the interfund transfers, legal expenses, employee programs such as wellness and Employee Assistant Program, tuition reimbursement, mandatory drug testing and unemployment insurance reimbursements.

Debt Service for the General Fund includes \$125,640 for principle and interest payments for the 1998 Sidewalk Bonds, \$313,380 to service the borrowing for the City Hall Renovation, \$131,850 for the 2008 Sidewalk Bonds and \$60,000 for the Main Street project.

A \$150,000 contingency appropriation for unforeseen emergency expenditures is included in the General Fund budget.

II. DOWNTOWN TAX DISTRICT

A special property tax of \$.25 per \$100 assessed valuation is levied on real and personal property, motor vehicles and public utilities in an area known as the Municipal Service District (MSD) comprising about 38 acres in downtown Hendersonville. It is generally described as lying between Allen and Seventh Avenues bounded by King and Church Streets.

The contribution to Downtown Hendersonville Incorporated being recommended is \$100,000 or the same level of current year funding. The largest expenditure is for contracted services which covers the hanging baskets, landscaping for the planters and holiday lighting contract. The lighting contract includes additional Christmas lights on the trees. It also including lighting on the exterior surface of the building facades.

The budget also contains a \$100,000 operating transfer to the General Fund to offset the sales and use tax distribution necessitated by the County's decision to change the way the proceeds are distributed from the per capita to the ad valorem allocation method. An additional \$60,000 was added to debt service in the General Fund for principal and interest payments on a bank loan that will be used for the Main Street Renovation Project.

III. SEVENTH AVENUE TAX DISTRICT

A special property tax levy of 8 cents per hundred dollars valuation for the current year should generate approximately \$7,600 in revenue for this Municipal Service District. The rate was maintained from the prior year. The City Manager has recommended a contribution of \$23,190 to the district in order to fund a part-time director for \$20,000 with the additional revenue going toward decorative lighting and miscellaneous operating supplies and materials. The total budget recommended this fiscal year equals \$34,040.

IV. WATER AND SEWER

A. Revenues

As part of the budget process and in conjunction with the large number of construction projects in this fund, we are adjusting water and sewer volume rates an additional 2.75% this year. The base rate is also being adjusted to cover additional operating and maintenance expenses related to supply, treatment, pumping and distribution facilities. The City must periodically review its rate structure to insure that system integrity is maintained.

The effect this year's increase will be to see water revenues increase about \$400,000 due to the rate increase as well as a 1.5% natural increase in consumption. Sewer rates will increase an additional 2.75% to support capital projects. Sewer revenues are projected to increase about the same amount due to a modest increase in service accounts. The consumption revenues have leveled off and decreased slightly over the last three years.

The budgeted revenue projections are set forth on pages 60 and 61. A fund balance of \$1,615,110 is included to fund capital outlay for other system improvements that will be discussed below.

B. Expenditures

During the management review about \$9,446,000 in capital projects were moved to subsequent years or placed into capital project funds with an identifiable revenue sources. This was done in order to prioritize those projects that need to be done in the next fiscal year. These projects included the French Broad Raw Water Intake (\$1.67million), Etowah Water System Improvements (\$2.539million) and the Water Treatment Plant Ultraviolet Disinfection Project (\$2.0million).

Other capital equipment items such as the Wolfpen Sewer Interceptor and the U.S. 64W DOT Water and Sewer Line Relocation were delayed based on project completion timetables . Also delayed was the Rugby Drive Water Main Extension totaling \$396,000.

Operational costs decreased approximately \$63,750 for Fiscal Year 2010-11. The majority of the decrease was due to the termination of the contract between Asheville and Hendersonville that authorized the purchase of one million gallons of water per day from the Asheville Regional Plant at Mills River. The water treatment plant renovations have been completed and the additional water capacity is no longer needed. The net effect was an overall decrease in contracted services.

The capital requests are set forth for the current year in the adopted Capital Improvement Plan for the FY 2010-11 Fiscal Year totaled \$2,633,000. This includes all capital projects including the ones with separate revenue funding sources. The most notable of these projects were described earlier.

Other capital outlay expenditures include \$245,000 for the SCADA monitoring system, \$551,000 to continue the meter replacement program, \$500,000 for the Raw Water Intake Project, \$140,000 for infiltration and inflow prevention, \$144,000 to construct a gravity sewer at Sharon's Crossing and \$144,000 for water line upgrade. There are other projects slated to be undertaken in the future. Etowah water system improvements (\$2,569,000), Rugby Drive water main extension (\$146,000), U.S. 64W DOT widening (\$1,030,000), Upward Road water and sewer line relocation and sewer interceptor and outfall line rehabilitation (\$1,000,000). Several smaller projects were delayed due to budget constraints.

The non-departmental budget is significantly smaller due to the completion of the Water Treatment Plant Upgrade Project. Also within the non-departmental section of the Water and Sewer budget are charges for certain shared costs with the General Fund such as services for the City Engineer, Administration, Finance Department, IT Department and Governing Body in addition to an appropriation to the Capital Reserve in the amount of \$550,000.

Debt service will account for more than \$2.5 million annually in the Water and Sewer Fund, or 18.5% of Fund expenditures. The bulk of the debt service is attributable to loans acquired for the construction of a wastewater treatment plant in FY2003 and water treatment plant renovation that was completed in the FY 2010-2011 fiscal year. A listing of all principal and interest payments for outstanding indebtedness is listed on page 89. A \$200,000 contingency appropriation is included for unforeseen expenses.

V. SOLID WASTE FUND

The Solid Waste Fund totals \$1,073,480. This fund accounts for the cost of the solid waste collection and the recycling program. The General Fund subsidizes this fund on an annual basis. This year revenues were adjusted for the first time in several years. Due to the rate adjustments for residential and commercial pickup, the subsidy for FY 2010-2011 will be \$250,970 or 23.4% of the total budget.

The major line item increases, as detailed on pages 94 and 95, are: personnel costs, fuel and repair and maintenance of vehicles. There are no capital outlay expenditures scheduled for FY 2010-2011. . The major expense items apart from personnel are landfill tipping fees and the cost of the contracted recycling program.

VI. CAPITAL RESERVE FUND

This Fund accumulates funds set aside previously by City Council for capital needs. Its revenue sources this year are interest income of \$10,000 from the General Fund and \$1,000 from the Water and Sewer Fund. Interest income projections were reduced significantly due to the drop in interest rates. There is also a transfer of \$550,000 from the Water and Sewer Fund reserved for future capital purposes in keeping with the intent of the Fund.

There is one large General Fund transfer out. This is \$313,360 for the principal and interest payments on the City Hall renovation loan. There are two large transfers to the Water Sewer Fund: (1) \$100,000 for the water line replacement program and (2) \$245,000 for the second year of the SCADA system upgrade.

CLOSING THOUGHTS

Due to the state of the economy, the budget submission this year contains no new requests for full time employees, no cost of living adjustment and minimal purchase of large capital expenditures. The largest capital project is again in the Water and Sewer Department with the installation of an ultraviolet disinfection process at the water treatment plant. The cost of keeping our pay and classification system current, and increases in health care costs are always a driver of costs but we are pleased to be able to keep our pay plan and benefits package competitive with other local governments.

In closing I would like to express my appreciation to all city employees for their effort in organizing this process. The Department Heads whose excellent documentation of their respective requests always prepares management and the Governing Body to undertake this work in an informed way. A special thanks goes to the Finance Department staff and City Clerk for their help in the compilation of this document.

G:\My Documents\ExecutiveSummary11.wpd

CITY OF HENDERSONVILLE

FY 2010-11 BUDGET

July 01, 2010

REVENUE SUMMARIES

	<u>FY 2008-09</u>	<u>FY 2009-10</u>	<u>FY 2010-11</u>
GENERAL FUND	\$10,721,770	\$10,687,710	\$10,567,890
OPERATING TRANSFERS	772,760	581,070	413,360
FUND BALANCE	<u>867,860</u>	<u>1,009,920</u>	<u>921,850</u>
SUBTOTAL	12,362,390	12,278,700	11,903,100
DOWNTOWN FUND	327,310	327,200	323,300
OTHER FINANCING SOURCES	<u>107,190</u>	<u>27,300</u>	<u>40,700</u>
SUBTOTAL	434,500	354,500	364,000
SEVENTH AVENUE	10,880	10,700	10,850
OTHER FINANCING SOURCES	<u>93,320</u>	<u>52,800</u>	<u>23,190</u>
SUBTOTAL	104,000	63,500	34,040
CAPITAL RESERVE - G/F	50,000	10,000	500
CAPITAL RESERVE - W/S	<u>50,000</u>	<u>1,000</u>	<u>500</u>
SUBTOTAL	100,000	11,000	1,000
WATER & SEWER	13,144,900	12,558,300	13,039,400
OPERATING TRANSFERS	725,880	959,880	445,880
Fund Balance - WTP Project	4,100,000	3,610,000	0
Fund Balance - Raw Water Intake	0	0	1,170,120
FUND BALANCE	<u>1,529,030</u>	<u>447,770</u>	<u>444,990</u>
SUBTOTAL	19,499,810	17,575,950	15,100,390
SOLID WASTE	660,100	665,600	822,510
Fund Balance Appropriated	140,250	224,440	0
GENERAL FUND TRANSFER	<u>500,670</u>	<u>387,600</u>	<u>250,970</u>
SUBTOTAL	1,301,020	1,277,640	1,073,480
TOTAL	<u>\$33,801,720</u>	<u>\$31,561,290</u>	<u>\$28,476,010</u>

fundsum

CITY OF HENDERSONVILLE

FY 2010-11 BUDGET

ALL CITY FUNDS

APPROPRIATION SUMMARIES

	<u><i>FY 2008-09</i></u>	<u><i>FY 2009-10</i></u>	<u><i>FY 2010-11</i></u>
PERSONNEL COSTS	\$11,445,460	\$11,607,210	\$11,679,820
OPERATING COSTS	8,308,280	7,871,060	7,689,530
CAPITAL OUTLAY	<u>3,713,310</u>	<u>2,859,300</u>	<u>2,472,640</u>
SUBTOTAL	\$23,467,050	\$22,337,570	\$21,841,990
NON-DEPARTMENTAL	6,097,230	5,487,760	2,899,200
SPECIAL APPROPRIATIONS	211,960	159,700	139,700
DEBT SERVICE	3,575,480	3,215,260	3,244,120
CONTINGENCIES	350,000	350,000	350,000
CAPITAL RESERVE FUND	<u>100,000</u>	<u>11,000</u>	<u>1,000</u>
TOTAL	<u>\$33,801,720</u>	<u>\$31,561,290</u>	<u>\$28,476,010</u>
BUDGETED POSITIONS	205	205	205

fundsum1

POSITIONS BY FUND
(Full-time, Temporary, and Part-time Permanent)

FUND	Authorized 2009-10	Deletion	Addition	Recommended 2010-11	Change
General Fund					
Full-time	127	0	0	127	0
Part-time	31	0	0	31	0
Temporary	18	0	0	18	0
Downtown					
Full-time	0	0	0	0	0
Part-time	0	0	0	0	0
Temporary	0	0	0	0	0
Solid Waste					
Full-time	10	0	0	10	0
Part-time	0	0	0	0	0
Temporary	0	0	0	0	0
Water & Sewer					
Full-time	68	0	0	68	0
Part-time	0	0	0	0	0
Temporary	0	0	0	0	0
Total	206	0	0	206	0

g:\excel\work\positionreport11

NAMES AND NUMBERS OF POSITIONS
(Full and Part-Time Permanent)

ADMINISTRATION		PUBLIC WORKS	
City Manager	1	Public Works Director	1
City Clerk	1	Assistant Public Works Director	1
Human Resources Officer	1	Sr. Admin Support Specialist	1
TOTAL FULL-TIME POSITIONS	3	Fleet Maint Superintendent	1
FINANCE DEPARTMENT		Equipment Service Specialist	1
City Attorney	1	Equipment Mechanic	3
Paralegal	1	Equipment Mechanic Helper	1
FINANCE DEPARTMENT		Street Maint Supervisor	1
Finance Director	1	Street Maint Crewleader	1
Assistant Finance Director	1	Street Equipment Operator	2
Customer Service Supervisor	1	Street Maint Worker	5
Accountant	1	Traffic Control Technician	2
Sr. Accounting Technician	1	Building Maint Supervisor	1
Accounting Technician	1	Building Maint Technician	2
Sr. Customer Service Specialist	2	Property Maint Supervisor	1
Customer Service Specialist	2	Property Maint Crewleader	2
Customer Service Representative	2	Property Maint Worker	5
TOTAL FULL-TIME POSITIONS	12	TOTAL FULL-TIME POSITIONS	31
PT Accounting Technician	1	% of W/S GIS Position Allocated	33%
TOTAL PART-TIME POSITIONS	1	TOTAL TEMPORARY POSITIONS	18

SOLIDWASTE DEPARTMENT		FIRE DEPARTMENT	
Sanitation Supervisor	1	Fire Chief	1
Sanitation Truck Driver	1	Fire Captain	3
Sanitation Equipment Operator	2	Fire Lieutenant	3
Sanitation Worker	5	Fire Marshal	1
Administrative Support Specialist	1	Fire Engineer	6
TOTAL FULL-TIME POSITIONS	10	Fire Control Specialist	6
ENGINEERING		TOTAL FULL-TIME POSITIONS	20
City Engineer	1	Pay-Per Call Firefighters	15
Civil Engineer	1	TOTAL PART-TIME POSITIONS	15
Construction Inspector	1	WATER SEWER	
GIS Administrator	1	Utilities Director	1
Sr. Engineering Tech	1	Administrative Support Specialist	1
TOTAL FULL-TIME POSITIONS	5	Facility Maint Superintendent	1
PLANNING		Sr. Plant Maint Mechanic	2
Planning Director	1	Plant Maint Mechanic	3
Planner	1	WTP Treatment Plant Superintendent	1
Office Assistant*	1	WTP Plant Maint Supervisor	1
TOTAL FULL-TIME POSITIONS	3	WTP Sr. Treatment Plant Operator	2
*To be utilized in the Administration & Legal Department on % basis		WTP Treatment Plant Operator	7
ZONING		Asst. Utilities Director	1
Zoning Administrator	1	Operations Support Supervisor	1
Zoning Enforcement Officer	1	Operations Support Specialist	2
TOTAL FULL-TIME POSITIONS	2	Meter Services Supervisor	1
INFORMATION TECHNOLOGY		Field Customer Service Specialist	1
Information Technology Director	1	Locations Specialist	2
TOTAL FULL-TIME POSITIONS	1	Sr. Meter Reader	1
PUBLIC UTILITIES		Meter Reader	3
Police Chief	1	Sr. Meter Maint Mechanic	1
Assistant Chief	1	Meter Maint Mechanic	1
Police Captain	2	Coll & Dist Systems Supervisor	1
Police Lieutenant	4	Line Maint Crewleader	2
Investigations Lieutenant	1	Sr. Line Maint Mechanic	3
Master Police Officer	7	Line Maint Mechanic	8
Police Officer	20	WWTP Treatment Plant Superintendent	1
Police Communications Supervisor	1	WWTP Lab Supervisor	1
Police Telecommunicator	6	WWTP Pretreatment Coordinator	1
Parking Enforcement	1	WWTP Plant Maint Supervisor	1
Sr. Admin Support Specialist	1	WWTP Lab Technician	1
Administrative Support Specialist	2	WWTP Sr. Treatment Plant Operator	1
Police Support Specialist	2	WWTP Operator	4
TOTAL FULL-TIME POSITIONS	49	Coll & Dist Systems Supervisor	1
Grant Pos - School Resource Officer	1	Line Maint Crewleader	2
TOTAL GRANT POSITIONS	1	Sr. Line Maint Mechanic	2
Reserve Police Officer	8	Line Maint Mechanic	5
School Crossing Guards	8	GIS Technician	1
TOTAL PART-TIME POSITIONS	16	TOTAL FULL-TIME POSITIONS	68

ALL CITY FUNDS

ESTIMATED SALARIES & BENEFITS

July 1, 2010

EX-2010-111

Fund	Salaries	Costs	Merit	Longevity	Subtotal	FICA	Retirement	Total
General	\$6,020,610	\$0	\$86,820	\$60,820	\$6,168,250	\$465,860	\$465,890	\$7,100,000
Solid Waste	299,310	0	4,540	\$2,420	\$306,270	23,460	19,470	349,200
Water&Sewer	<u>2,616,870</u>	<u>0</u>	<u>48,320</u>	<u>\$26,170</u>	<u>\$2,691,360</u>	<u>191,550</u>	<u>158,630</u>	<u>3,041,540</u>
Total	\$8,936,790	\$0	\$139,680	\$89,410	\$9,165,880	\$660,870	\$643,990	\$10,470,740

Fund	Costs	Merit	Budget Impact
General	\$0	\$86,820	\$86,820
Solid Waste	0	4,540	4,540
Water&Sewer	<u>0</u>	<u>48,320</u>	<u>48,320</u>
Total	\$0	\$139,680	\$139,680

MBE (%)	Total
2.00%	\$139,680
GOLA	Total
0.00%	\$0

FISCAL YEAR 2009-10 PROJECTED ASSESSED PROPERTY VALUES*

July 1, 2010

FY 2009-10 FUND	REAL (NET) VALUE	PERSONAL VALUE	PUBLIC UTILITIES	SUBTOTAL	MOTOR VEHICLES	TOTAL
GENERAL	1,545,800,000	104,500,000	23,200,000	1,673,500,000	73,500,000	1,747,000,000
	Tax Rate = \$.38		Total Levy	6,359,300	279,300	6,638,600
			Levy @ .9618%	16,155,800	279,300	16,435,100
DOWNTOWN	82,000,000	5,200,000	5,000,000	92,200,000	700,000	92,900,000
	Tax Rate = \$.25		Total Levy	230,500	1,540	232,250
			Levy @ .967%	220,128	1,986	222,114
SEVENTH AVE	8,800,000	1,450,000	0	10,250,000	500,000	10,750,000
	Tax Rate = \$.08		Total Levy	8,200	500	8,600
			Levy @ .98%	7,626	450	8,076

* Property valuations provided by the Henderson County Tax Assessor's Office 4-29-10

FY 2009-10 FUND	REAL (NET) VALUE	PERSONAL VALUE	PUBLIC UTILITIES	SUBTOTAL	MOTOR VEHICLES	TOTAL
GENERAL	1,541,900,000	94,800,000	22,200,000	1,658,900,000	75,330,000	1,734,230,000
DOWNTOWN	83,500,000	6,800,000	5,300,000	95,600,000	170,800	95,770,800
SEVENTH AVE	8,900,000	1,500,000	0	10,400,000	495,100	10,895,100

g:\excel\work\pvalues25.xls

CITY OF HENDERSONVILLE

FY 2010-11 BUDGET

GENERAL FUND

REVENUE SUMMARIES

<u>CATEGORY</u>	<u>FY 2008-09</u>	<u>FY 2009-10</u>	<u>FY 2010-11</u>
AD VALOREM TAXES	\$6,468,000	\$6,497,000	\$6,480,000
OTHER TAXES & LICENSES	2,547,800	2,572,000	2,487,000
UNRESTRICTED REVENUE	767,500	869,500	872,000
RESTRICTED REVENUE	380,000	330,000	311,000
PERMITS & FEES	100,200	25,100	25,100
SALES & SERVICES	154,500	160,000	186,500
INVESTMENT EARNINGS	225,000	158,000	10,100
MISCELLANEOUS INCOME	<u>78,770</u>	<u>76,110</u>	<u>76,190</u>
SUBTOTAL	\$10,721,770	\$10,687,710	\$10,447,890
FUND BALANCE APPROPRIATED	867,860	1,009,920	921,850
OTHER FINANCING SOURCES	<u>772,760</u>	<u>581,070</u>	<u>533,360</u>
TOTAL	<u>\$12,362,390</u>	<u>\$12,278,700</u>	<u>\$11,903,100</u>

revsum

CITY OF HENDERSONVILLE
FISCAL YEAR 2010-11 BUDGET
GENERAL FUND

	FY 2009-10 BUDGET	FY 2010-11 ESTIMATE	FY 2010-11 COUNCIL APPROVED
100010 410000 TAX REFUNDS	-5,000.00	-5,000.00	-5,000.00
100010 411100 TAX LATE LIST AFTER 2	30,000.00	10,000.00	10,000.00
100010 411200 PRIOR YEAR TAXES	.00	.00	.00
100010 411300 TAX LL PRIOR 2008, AD	.00	25,000.00	25,000.00
100010 419900 1999 AD VAL TAX - R/P	.00	.00	.00
100010 420000 2000 AD VAL TAX - R/P	50.00	.00	.00
100010 420100 2001 AD VAL TAX - R/P	50.00	50.00	50.00
100010 420101 AD VAL TAX - MTR VEHS	275,000.00	275,000.00	275,000.00
100010 420200 2002 AD VAL TAX - R/P	150.00	50.00	50.00
100010 420300 2003 AD VAL TAX - R/P	250.00	150.00	150.00
100010 420400 2004 AD VAL TAX - R/P	500.00	250.00	250.00
100010 420500 2005 AD VAL TAX - R/P	1,500.00	500.00	500.00
100010 420600 2006 AD VAL TAX - R/P	2,500.00	1,500.00	1,500.00
100010 420700 2007 AD VAL TAX - R/P	5,000.00	2,500.00	2,500.00
100010 420800 2008 AD VAL TAX - R/P	10,000.00	5,000.00	5,000.00
100010 420900 2009 AD VAL TAX - R/P	6,177,000.00	10,000.00	10,000.00
100010 421000 2010 AD VAL TAX - R/P	.00	6,155,000.00	6,155,000.00
100020 422000 RENTAL VEHICLE TAX	5,000.00	5,000.00	5,000.00
100020 423000 LOCAL SALES & USE TAX	2,500,000.00	2,250,000.00	2,250,000.00
100020 426000 PRIVILEGE LICENSES	65,000.00	110,000.00	110,000.00
100020 426100 BEER & WINE LICENSES	2,000.00	2,000.00	2,000.00
100020 426300 PRIV LICS - GROSS REC	.00	120,000.00	120,000.00

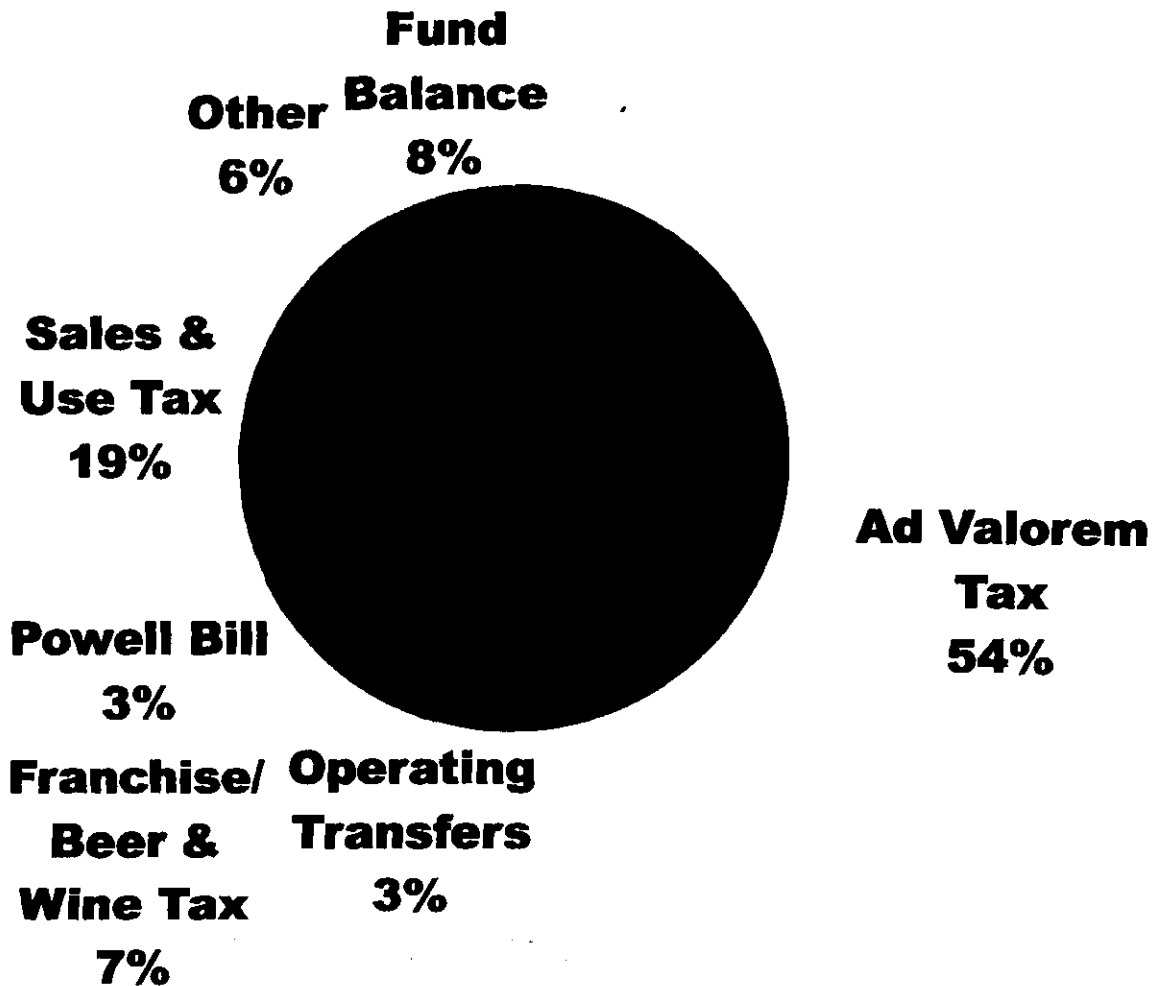
CITY OF HENDERSONVILLE
FISCAL YEAR 2010-11 BUDGET
GENERAL FUND

	FY 2009-10 BUDGET	FY 2010-11 ESTIMATE	FY 2010-11 COUNCIL APPROVED
100030 432500 COURT FEES - POLICE	2,500.00	5,000.00	5,000.00
100030 433100 PAY IN LIEU OF TX-HHA	17,000.00	17,000.00	17,000.00
100030 433200 BEER & WINE EXCISE TX	50,000.00	50,000.00	50,000.00
100030 433400 UTILITY FRANCHISE TAX	500,000.00	500,000.00	500,000.00
100030 433500 TELCOM SALES TAX	200,000.00	200,000.00	200,000.00
100030 433600 VIDEO PROGRAM FEES	100,000.00	100,000.00	100,000.00
100040 447000 POWELL BILL REVENUE	330,000.00	311,000.00	311,000.00
100050 426200 VENDOR PERMITS	9,000.00	9,000.00	9,000.00
100050 434300 ZONING PERMITS	7,000.00	7,000.00	7,000.00
100050 434400 RESALE ITEMS	100.00	100.00	100.00
100050 434500 ZONING CITATIONS	500.00	500.00	500.00
100050 434600 SPEC PROJ FEES - PLAN	8,000.00	8,000.00	8,000.00
100050 434700 COND USE FEES - ZONE	500.00	500.00	500.00
100050 434800 CATV FRANCHISE FEES	.00	.00	.00
100060 461000 MONTHLY PKING REVENUE	30,000.00	30,000.00	30,000.00
100060 461100 PARKING METER REVENUE	25,000.00	35,000.00	35,000.00
100060 461200 BOYD PK GOLF REVENUE	8,000.00	11,000.00	11,000.00
100060 461300 BOYD PK CONCESSIONS	500.00	1,000.00	1,000.00
100060 461400 FACILITY RENT INCOME	13,000.00	13,000.00	13,000.00
100060 461500 CEMETERY LOT REVENUE	10,000.00	10,000.00	10,000.00
100060 461600 ALARM FEES	2,500.00	2,500.00	2,500.00
100060 461700 PATTON PARK POOL	60,000.00	68,000.00	68,000.00
100060 461800 PAT POOL CONCESSIONS	11,000.00	16,000.00	16,000.00

CITY OF HENDERSONVILLE
FISCAL YEAR 2010-11 BUDGET
GENERAL FUND

	FY 2009-10 BUDGET	FY 2010-11 ESTIMATE	FY 2010-11 COUNCIL APPROVED
100070 483100 INT INCOME-NCCMT ACCT	150,000.00	10,000.00	10,000.00
100070 483102 INT INCOME-SWEEP ACCT	3,000.00	.00	.00
100070 483111 INT INCOME-POWEL BILL	5,000.00	100.00	100.00
100080 443100 PARKING VIOLATIONS	15,000.00	19,000.00	19,000.00
100080 443110 PKING VIOLATIONS-PEN	5,000.00	5,000.00	5,000.00
100080 443200 SPECIAL ACTIVITIES	750.00	750.00	750.00
100080 443300 SPECIAL PERMITS PRECI	.00	500.00	500.00
100080 443400 PARKING PERMITS	.00	.00	.00
100080 443410 DRUG FORFEITURES	500.00	500.00	500.00
100080 443500 SRO REIMBURSEMENT	53,360.00	37,940.00	37,940.00
100080 443610 SALE OF FIXED ASSETS	500.00	500.00	500.00
100080 443800 DISCOUNTS EARNED	500.00	500.00	500.00
100080 443900 MISCELLANEOUS INCOME	500.00	500.00	500.00
100080 444000 INSURANCE SETTLEMENTS	10,140.29	.00	.00
100080 444200 STIMULUS FUNDS	.00	11,000.00	11,000.00
100080 444300 POLICE DONATIONS	52,700.00	.00	.00
100090 425000 ABC REVENUES	80,000.00	80,000.00	80,000.00
100090 425100 ABC LAW ENFORCEMENT	40,000.00	40,000.00	40,000.00
100090 425200 GRANT FUNDING	.00	.00	.00
100090 498220 OPER TRAN FR D/T FUND	100,000.00	100,000.00	100,000.00
100090 499100 PROCEEDS OF DEBT	.00	.00	.00
100090 499200 FUND BALANCE APPROP	1,674,749.00	921,850.00	921,850.00
100090 499800 OPER TRAN FR C/R FUND	870,899.00	313,360.00	313,360.00
TOTAL REVENUE	13,516,198.29	11,903,100.00	11,903,100.00

FY 2010-11 Revenue



CITY OF HENDERSONVILLE

FY 2010-11 BUDGET

GENERAL FUND

APPROPRIATION SUMMARIES

<u>DEPARTMENTAL</u>	<u>FY 2008-09</u>	<u>FY 2009-10</u>	<u>FY 2010-11</u>
PERSONNEL COSTS	\$7,045,020	\$7,103,600	\$7,171,130
OPERATING COSTS	2,631,700	2,825,290	2,732,700
CAPITAL OUTLAY	<u>780,000</u>	<u>704,000</u>	<u>502,000</u>
SUBTOTAL	\$10,456,720	\$10,632,890	\$10,405,830
NON-DEPARTMENTAL	826,470	693,280	546,690
SPECIAL APPROPRIATIONS	211,960	159,700	139,700
DEBT SERVICE	717,240	642,830	660,880
CONTINGENCIES	<u>150,000</u>	<u>150,000</u>	<u>150,000</u>
TOTAL	<u>\$12,362,390</u>	<u>\$12,278,700</u>	<u>\$11,903,100</u>

BUDGETED POSITIONS	127	127	127
--------------------	-----	-----	-----

depsum

CITY OF HENDERSONVILLE

FY 2010-11 BUDGET

GOVERNING BODY

APPROPRIATION SUMMARIES

<u>DEPARTMENTAL</u>	<u>FY 2008-09</u>	<u>FY 2009-10</u>	<u>FY 2010-11</u>
PERSONNEL COSTS	\$33,050	\$33,500	\$26,180
OPERATING COSTS	31,350	38,180	31,030
CAPITAL OUTLAY	<u>0</u>	<u>0</u>	<u>0</u>
TOTAL	\$64,400	\$71,680	\$57,210
BUDGETED POSITIONS	5	5	5

depsum1

CITY OF HENDERSONVILLE
 FISCAL YEAR 2010-11 BUDGET
 GENERAL FUND

GOVERNING BODY	FY 2009-10 BUDGET	FY 2010-11 MANAGER RECOMMEND	FY 2010-11 COUNCIL APPROVED
104110 517100 BOARD MEMBER WAGES	40,000.00	36,000.00	36,000.00
104110 518100 FICA TAX EXPENSE	3,100.00	2,800.00	2,800.00
104110 518300 GROUP MED & LIFE INS	27,100.00	13,360.00	13,360.00
104110 518600 WORKER'S COMP INS	200.00	200.00	200.00
104110 526000 OFFICE SUPPLIES	1,500.00	1,700.00	1,700.00
104110 539400 TRAVEL	4,000.00	4,000.00	4,000.00
104110 539500 TRAINING	3,000.00	3,000.00	3,000.00
104110 549100 DUES & SUBSCRIPTIONS	20,680.00	20,630.00	20,630.00
104110 549600 MAYOR'S DISCRET'NARY	500.00	500.00	500.00
104110 549900 MISC BD EXPENSE	500.00	1,200.00	1,200.00
104110 569000 CONTRACTED SERVICES	8,000.00	.00	.00
104110 598060 DEPARTMENTAL CHGS-W/S	-36,900.00	-26,180.00	-26,180.00
TOTAL APPROPRIATION GOVERNING BODY	71,680.00	57,210.00	57,210.00

CITY OF HENDERSONVILLE

FY 2010-11 BUDGET

ADMINISTRATION

APPROPRIATION SUMMARIES

<u>DEPARTMENTAL</u>	<u>FY 2008-09</u>	<u>FY 2009-10</u>	<u>FY 2010-11</u>
PERSONNEL COSTS	\$154,480	\$155,770	\$148,960
OPERATING COSTS	86,200	110,100	86,500
CAPITAL OUTLAY	<u>0</u>	<u>0</u>	<u>0</u>
TOTAL	\$240,680	\$265,870	\$235,460
 BUDGETED POSITIONS	 3	 3	 3

depsum2

CITY OF HENDERSONVILLE
FISCAL YEAR 2010-11 BUDGET
GENERAL FUND

ADMINISTRATION	FY 2009-10 BUDGET	FY 2010-11 MANAGER RECOMMEND	FY 2010-11 COUNCIL APPROVED
104120 512100 SALARIES & WAGES-REG	236,850.00	238,320.00	238,320.00
104120 513100 SALARIES & WAGES-AUTO	3,600.00	3,600.00	3,600.00
104120 518100 FICA TAX EXPENSE	19,000.00	18,530.00	18,530.00
104120 518200 RETIREMENT EXPENSE	12,700.00	15,140.00	15,140.00
104120 518300 GROUP MED & LIFE INS	20,320.00	20,040.00	20,040.00
104120 518600 WORKER'S COMP INS	2,700.00	2,300.00	2,300.00
104120 519000 PROF SERVICES	74,000.00	39,000.00	39,000.00
104120 526000 OFFICE SUPPLIES	4,000.00	4,000.00	4,000.00
104120 532100 TELEPHONE	5,000.00	4,000.00	4,000.00
104120 532500 POSTAGE	800.00	900.00	900.00
104120 535200 R & M - EQUIPMENT	2,500.00	3,000.00	3,000.00
104120 537000 ADVERTISING	2,500.00	1,500.00	1,500.00
104120 539400 TRAVEL	4,500.00	4,800.00	4,800.00
104120 539500 TRAINING	4,500.00	4,800.00	4,800.00
104120 539700 LIAISON EXPENSE	200.00	200.00	200.00
104120 545600 LIAB/PROP INS & BONDS	2,300.00	2,200.00	2,200.00
104120 549100 DUES & SUBSCRIPTIONS	3,600.00	3,600.00	3,600.00
104120 549800 FLOWERS/MEMORIALS	900.00	1,000.00	1,000.00
104120 549900 MISCELLANEOUS	3,800.00	500.00	500.00
104120 569000 CONTRACTED SERVICES	1,500.00	1,900.00	1,900.00
104120 598060 DEPARTMENTAL CHGS-W/S	-154,600.00	-148,970.00	-148,970.00
104120 598700 REIMBURSE PLAN DEPT	15,200.00	15,100.00	15,100.00
TOTAL APPROPRIATION ADMINISTRATION	265,870.00	235,460.00	235,460.00

CITY OF HENDERSONVILLE

FY 2010-11 BUDGET

FINANCE DEPARTMENT

APPROPRIATION SUMMARIES

<u>DEPARTMENTAL</u>	<u>FY 2008-09</u>	<u>FY 2009-10</u>	<u>FY 2010-11</u>
PERSONNEL COSTS	\$251,110	\$267,280	\$269,150
OPERATING COSTS	74,250	78,850	79,850
CAPITAL OUTLAY	<u>2,000</u>	<u>1,000</u>	<u>1,000</u>
TOTAL	\$327,360	\$347,130	\$350,000

BUDGETED POSITIONS	12	12	12
-----------------------	----	----	----

depsum3

12

CITY OF HENDERSONVILLE
FISCAL YEAR 2010-11 BUDGET
GENERAL FUND

FINANCE DEPARTMENT	FY 2009-10 BUDGET	FY 2010-11 MANAGER RECOMMEND	FY 2010-11 COUNCIL APPROVED
104130 512100 SALARIES & WAGES-REG	544,140.00	548,300.00	548,300.00
104130 512900 SALARIES & WAGES-P/T	22,960.00	22,400.00	22,400.00
104130 518100 FICA TAX EXPENSE	43,950.00	43,620.00	43,620.00
104130 518200 RETIREMENT EXPENSE	29,300.00	35,930.00	35,930.00
104130 518300 GROUP MED & LIFE INS	86,360.00	85,170.00	85,170.00
104130 518600 WORKER'S COMP INS	9,000.00	9,000.00	9,000.00
104130 518900 RETIREE INSURANCE	13,890.00	3,140.00	3,140.00
104130 519000 PROF SERVICES	100.00	100.00	100.00
104130 519100 PROF SERVICES - AUDIT	20,000.00	20,000.00	20,000.00
104130 526000 OFFICE SUPPLIES	8,500.00	8,500.00	8,500.00
104130 532100 TELEPHONE	11,000.00	11,000.00	11,000.00
104130 532500 POSTAGE	7,500.00	7,500.00	7,500.00
104130 535200 R & M - EQUIPMENT	2,100.00	2,100.00	2,100.00
104130 537000 ADVERTISING	800.00	800.00	800.00
104130 538200 TAX SCROLL & BILLING	12,000.00	12,000.00	12,000.00
104130 539400 TRAVEL	1,500.00	1,500.00	1,500.00
104130 539500 TRAINING	8,600.00	8,600.00	8,600.00
104130 545600 LIAB/PROP INS & BONDS	2,750.00	2,750.00	2,750.00
104130 549100 DUES & SUBSCRIPTIONS	900.00	900.00	900.00
104130 549300 CASH SHORT/OVER	100.00	100.00	100.00
104130 549900 MISCELLANEOUS	1,100.00	1,100.00	1,100.00
104130 553000 CAP OUTLAY-NON DEPREC	1,000.00	1,000.00	1,000.00

CITY OF HENDERSONVILLE
FISCAL YEAR 2010-11 BUDGET
GENERAL FUND

FINANCE DEPARTMENT	FY 2009-10 BUDGET	FY 2010-11 MANAGER RECOMMEND	FY 2010-11 COUNCIL APPROVED
-----	-----	-----	-----
104130 569000 CONTRACTED SERVICES	10,000.00	2,900.00	2,900.00
104130 598060 DEPARTMENTAL CHGS-W/S	-490,420.00	-478,410.00	-478,410.00
TOTAL APPROPRIATION FINANCE DEPARTMENT	347,130.00	350,000.00	350,000.00

CITY OF HENDERSONVILLE

FY 2010-11 BUDGET

CITY ENGINEER

APPROPRIATION SUMMARIES

<u>DEPARTMENTAL</u>	<u>FY 2008-09</u>	<u>FY 2009-10</u>	<u>FY 2010-11</u>
PERSONNEL COSTS	\$177,150	\$179,080	\$158,530
OPERATING COSTS	23,950	21,950	21,950
CAPITAL OUTLAY	<u>0</u>	<u>0</u>	<u>0</u>
TOTAL	\$201,100	\$201,030	\$180,480
 BUDGETED POSITIONS	 5	 5	 5

depsum4

CITY OF HENDERSONVILLE
FISCAL YEAR 2010-11 BUDGET
GENERAL FUND

CITY ENGINEER	FY 2009-10 BUDGET	FY 2010-11 MANAGER RECOMMEND	FY 2010-11 COUNCIL APPROVED
104131 512100 SALARIES & WAGES-REG	287,280.00	243,820.00	243,820.00
104131 518100 FICA TAX EXPENSE	22,310.00	18,590.00	18,590.00
104131 518200 RETIREMENT EXPENSE	14,580.00	15,500.00	15,500.00
104131 518300 GROUP MED & LIFE INS	33,600.00	30,060.00	30,060.00
104131 518600 WORKER'S COMP INS	9,100.00	9,100.00	9,100.00
104131 519000 PROFESSIONAL SERVICES	1,000.00	1,000.00	1,000.00
104131 525100 GASOLINE & DIESEL	850.00	850.00	850.00
104131 525300 VEHICLE PARTS	250.00	250.00	250.00
104131 525400 OIL, LUBRICATION, ETC	200.00	200.00	200.00
104131 526000 OFFICE SUPPLIES	4,000.00	4,000.00	4,000.00
104131 532100 TELEPHONE	5,000.00	5,000.00	5,000.00
104131 535200 R & M - EQUIPMENT	750.00	750.00	750.00
104131 535300 R & M - AUTO/TRUCKS	150.00	150.00	150.00
104131 537000 ADVERTISING	1,000.00	1,000.00	1,000.00
104131 539400 TRAVEL	3,000.00	3,000.00	3,000.00
104131 539500 TRAINING	4,000.00	4,000.00	4,000.00
104131 545600 LIAB/PROP INS & BONDS	1,000.00	1,000.00	1,000.00
104131 549100 DUES & SUBSCRIPTIONS	750.00	750.00	750.00
104131 598060 DEPARTMENTAL CHGS-W/S	-187,790.00	-158,540.00	-158,540.00
TOTAL APPROPRIATION CITY ENGINEER	201,030.00	180,480.00	180,480.00

CITY OF HENDERSONVILLE

FY 2010-11 BUDGET

INFORMATION TECHNOLOGY SERVICES

APPROPRIATION SUMMARIES

<u>DEPARTMENTAL</u>	<u>FY 2008-09</u>	<u>FY 2009-10</u>	<u>FY 2010-11</u>
PERSONNEL COSTS	\$48,080	\$49,120	\$51,170
OPERATING COSTS	136,850	168,580	128,540
CAPITAL OUTLAY	<u>42,000</u>	<u>106,000</u>	<u>135,000</u>
TOTAL	\$226,930	\$323,700	\$314,710
 BUDGETED POSITIONS	 1	 1	 1

depsum4a

CITY OF HENDERSONVILLE
FISCAL YEAR 2010-11 BUDGET
GENERAL FUND

INFORMATION TECHNOLOGY	FY 2009-10 BUDGET	FY 2010-11 MANAGER RECOMMEND	FY 2010-11 COUNCIL APPROVED
104140 512100 SALARIES & WAGES-REG	81,500.00	82,620.00	82,620.00
104140 518100 FICA TAX EXPENSE	6,330.00	6,320.00	6,320.00
104140 518200 RETIREMENT EXPENSE	4,220.00	5,260.00	5,260.00
104140 518300 GROUP MED & LIFE INS	6,780.00	6,680.00	6,680.00
104140 518600 WORKER'S COMP INS	1,450.00	1,450.00	1,450.00
104140 519000 PROFESSIONAL SERVICES	100.00	100.00	100.00
104140 526000 OFFICE SUPPLIES	2,000.00	2,000.00	2,000.00
104140 532100 TELEPHONE	3,000.00	3,000.00	3,000.00
104140 532500 POSTAGE	200.00	200.00	200.00
104140 535200 R & M - EQUIPMENT	130,930.00	149,000.00	149,000.00
104140 539400 TRAVEL	300.00	300.00	300.00
104140 539500 TRAINING	1,500.00	1,500.00	1,500.00
104140 544000 LEASE - EQUIPMENT	14,100.00	.00	.00
104140 545600 LIAB/PROP INS & BONDS	400.00	400.00	400.00
104140 549100 DUES & SUBSCRIPTIONS	50.00	50.00	50.00
104140 552000 CAP OUTLAY-DP EQUIP	69,000.00	26,000.00	26,000.00
104140 553000 CAP OUTLAY-NON DEPREC	37,000.00	109,000.00	109,000.00
104140 569000 CONTRACTED SERVICES	16,000.00	16,000.00	16,000.00
104140 598060 DEPARTMENTAL CHGS-W/S	-51,160.00	-95,170.00	-95,170.00
TOTAL APPROPRIATION INFORMATION TECHNOLOGY	323,700.00	314,710.00	314,710.00

CITY OF HENDERSONVILLE

FY 2010-11 BUDGET

LEGAL DEPARTMENT

APPROPRIATION SUMMARIES

<u>DEPARTMENTAL</u>	<u>FY 2008-09</u>	<u>FY 2009-10</u>	<u>FY 2010-11</u>
PERSONNEL COSTS	\$75,570	\$85,630	\$85,610
OPERATING COSTS	22,360	21,410	31,510
CAPITAL OUTLAY	<u>0</u>	<u>0</u>	<u>0</u>
TOTAL	\$97,930	\$107,040	\$117,120
 BUDGETED POSITIONS	 1	 1	 1

depsum4b

CITY OF HENDERSONVILLE
FISCAL YEAR 2010-11 BUDGET
GENERAL FUND

LEGAL DEPARTMENT	FY 2009-10 BUDGET	FY 2010-11 MANAGER RECOMMEND	FY 2010-11 COUNCIL APPROVED
104150 512100 SALARIES & WAGES-REG	110,110.00	112,980.00	112,980.00
104150 512900 SALARIES & WAGES-P/T	32,000.00	32,000.00	32,000.00
104150 518100 FICA TAX EXPENSE	11,000.00	11,180.00	11,180.00
104150 518200 RETIREMENT EXPENSE	5,700.00	7,190.00	7,190.00
104150 518300 GROUP MED & LIFE INS	6,780.00	6,680.00	6,680.00
104150 518600 WORKER'S COMP INS	1,450.00	1,200.00	1,200.00
104150 519000 PROFESSIONAL SERVICES	50.00	50.00	50.00
104150 519200 LITIGATION EXPENSE	3,500.00	3,500.00	3,500.00
104150 526000 OFFICE SUPPLIES	1,000.00	1,000.00	1,000.00
104150 529900 SUPPLIES & MATERIALS	2,000.00	2,000.00	2,000.00
104150 532100 TELEPHONE	800.00	800.00	800.00
104150 532500 POSTAGE	500.00	500.00	500.00
104150 535200 R & M - EQUIPMENT	300.00	300.00	300.00
104150 539400 TRAVEL	4,000.00	4,000.00	4,000.00
104150 539500 TRAINING	1,800.00	1,800.00	1,800.00
104150 545600 LIAB/PROP INS & BONDS	350.00	350.00	350.00
104150 549100 DUES & SUBSCRIPTIONS	1,000.00	1,000.00	1,000.00
104150 569000 CONTRACTED SERVICES	6,110.00	6,110.00	6,110.00
104150 598060 DEPARTMENTAL CHGS-W/S	-91,530.00	-85,620.00	-85,620.00
104150 598700 REIMBURSE PLAN DEPT	10,120.00	10,100.00	10,100.00
TOTAL APPROPRIATION LEGAL DEPARTMENT	107,040.00	117,120.00	117,120.00

CITY OF HENDERSONVILLE

FY 2010-11 BUDGET

PUBLIC WORKS

APPROPRIATION SUMMARIES

<u>DEPARTMENTAL</u>	<u>FY 2008-09</u>	<u>FY 2009-10</u>	<u>FY 2010-11</u>
PERSONNEL COSTS	\$1,714,900	\$1,693,120	\$1,722,980
OPERATING COSTS	1,202,970	1,315,980	1,245,380
CAPITAL OUTLAY	<u>412,000</u>	<u>525,000</u>	<u>193,000</u>
TOTAL	\$3,329,870	\$3,534,100	\$3,161,360
 BUDGETED POSITIONS	 31	 31	 31

depsum5

CITY OF HENDERSONVILLE
FISCAL YEAR 2010-11 BUDGET
GENERAL FUND

PUBLIC WORKS-FLEET MAINTENANCE	FY 2009-10 BUDGET	FY 2010-11 MANAGER RECOMMEND	FY 2010-11 COUNCIL APPROVED
104250 512100 SALARIES & WAGES-REG	224,430.00	226,270.00	226,270.00
104250 512200 SALARIES & WAGES-O/T	2,960.00	4,000.00	4,000.00
104250 518100 FICA TAX EXPENSE	17,430.00	17,320.00	17,320.00
104250 518200 RETIREMENT EXPENSE	11,400.00	14,630.00	14,630.00
104250 518300 GROUP MED & LIFE INS	40,640.00	40,080.00	40,080.00
104250 518600 WORKER'S COMP INS	4,600.00	4,000.00	4,000.00
104250 518900 RETIREE INSURANCE	7,980.00	6,270.00	6,270.00
104250 519000 PROFESSIONAL SERVICES	400.00	400.00	400.00
104250 521200 UNIFORMS	4,300.00	4,300.00	4,300.00
104250 523000 MEDICAL SUPPLIES	400.00	400.00	400.00
104250 525100 GASOLINE & DIESEL	3,900.00	4,300.00	4,300.00
104250 525200 TIRES	30,000.00	34,000.00	34,000.00
104250 525300 VEHICLE PARTS	40,000.00	42,000.00	42,000.00
104250 525400 OIL, LUBRICATION, ETC	12,000.00	12,000.00	12,000.00
104250 526000 OFFICE SUPPLIES	1,000.00	700.00	700.00
104250 529900 SUPPLIES & MATERIALS	8,900.00	5,500.00	5,500.00
104250 532100 TELEPHONE	800.00	800.00	800.00
104250 533000 UTILITIES	14,500.00	14,500.00	14,500.00
104250 535100 R & M - BUILDINGS	2,000.00	5,000.00	5,000.00
104250 535200 R & M - EQUIPMENT	900.00	1,300.00	1,300.00
104250 535300 R & M - AUTO/TRUCKS	600.00	600.00	600.00
104250 545600 LIAB/PROP INS & BONDS	4,000.00	4,300.00	4,300.00

CITY OF HENDERSONVILLE
 FISCAL YEAR 2010-11 BUDGET
 GENERAL FUND

PUBLIC WORKS-FLEET MAINTENANCE	FY 2009-10 BUDGET	FY 2010-11 MANAGER RECOMMEND	FY 2010-11 COUNCIL APPROVED
104250 553000 CAP OUTLAY-NON DEPREC	7,000.00	.00	.00
104250 554000 CAP OUTLAY-MOTOR VEHS	7,200.00	.00	.00
104250 555000 CAP OUTLAY-OTR EQUIP	.00	20,000.00	20,000.00
104250 559900 CAP OUTLAY-OTHER IMPR	.00	.00	.00
104250 598060 DEPT CHGS-PERSONNEL	-28,000.00	-30,000.00	-30,000.00
104250 598068 DEPT CHGS-PERSONNEL	-10,000.00	-10,000.00	-10,000.00
104250 598301 DEPT CHGS-OPERATING	-56,000.00	-60,000.00	-60,000.00
TOTAL APPROPRIATION PUBLIC WORKS-FLEET MAINTENANCE	353,340.00	362,670.00	362,670.00

CITY OF HENDERSONVILLE
FISCAL YEAR 2010-11 BUDGET
GENERAL FUND

PUB WORKS-BUILDING MAINTENANCE	FY 2009-10 BUDGET	FY 2010-11 MANAGER RECOMMEND	FY 2010-11 COUNCIL APPROVED

PUB WORKS-BUILDING MAINTENANCE			
104270 512100 SALARIES & WAGES-REG	123,160.00	108,910.00	108,910.00
104270 512200 SALARIES & WAGES-O/T	7,880.00	7,000.00	7,000.00
104270 512600 SALARIES & WAGES-TEMP	9,000.00	8,070.00	8,070.00
104270 518100 FICA TAX EXPENSE	10,260.00	9,510.00	9,510.00
104270 518200 RETIREMENT EXPENSE	6,250.00	7,370.00	7,370.00
104270 518300 GROUP MED & LIFE INS	20,320.00	20,040.00	20,040.00
104270 518600 WORKER'S COMP INS	3,300.00	3,300.00	3,300.00
104270 519000 PROFESSIONAL SERVICES	300.00	300.00	300.00
104270 521100 JANITORIAL SUPPLIES	10,000.00	10,000.00	10,000.00
104270 521200 UNIFORMS	1,700.00	1,700.00	1,700.00
104270 525100 GASOLINE & DIESEL	2,830.00	3,110.00	3,110.00
104270 525200 TIRES	400.00	400.00	400.00
104270 525300 VEHICLE PARTS	2,000.00	2,000.00	2,000.00
104270 525400 OIL, LUBRICATION, ETC	200.00	200.00	200.00
104270 527000 RESALE ITEMS-BOYD PK	1,000.00	1,000.00	1,000.00
104270 529900 SUPPLIES & MATERIALS	8,000.00	8,000.00	8,000.00
104270 532100 TELEPHONE	2,000.00	2,000.00	2,000.00
104270 533000 UTILITIES	70,000.00	70,000.00	70,000.00
104270 535100 R & M - BUILDINGS	15,000.00	19,500.00	19,500.00
104270 535200 R & M - EQUIPMENT	5,000.00	5,000.00	5,000.00
104270 535300 R & M - AUTO/TRUCKS	500.00	500.00	500.00

CITY OF HENDERSONVILLE
 FISCAL YEAR 2010-11 BUDGET
 GENERAL FUND

PUB WORKS-BUILDING MAINTENANCE	FY 2009-10 BUDGET	FY 2010-11 MANAGER RECOMMEND	FY 2010-11 COUNCIL APPROVED
104270 545600 LIAB/PROP INS & BONDS	3,000.00	3,200.00	3,200.00
104270 554000 CAP OUTLAY-MOTOR VEHS	18,800.00	.00	.00
104270 555000 CAP OUTLAY-OTR EQUIP	.00	.00	.00
104270 559900 CAP OUTLAY-OTR IMPMTS	6,000.00	31,000.00	31,000.00
104270 569000 CONTRACTED SERVICES	69,000.00	69,000.00	69,000.00
TOTAL APPROPRIATION PUB WORKS-BUILDING MAINTENANCE	395,900.00	391,110.00	391,110.00

CITY OF HENDERSONVILLE
 FISCAL YEAR 2010-11 BUDGET
 GENERAL FUND

PUBLIC WORKS-ADMINISTRATION	FY 2009-10 BUDGET	FY 2010-11 MANAGER RECOMMEND	FY 2010-11 COUNCIL APPROVED
104500 512100 SALARIES & WAGES-REG	192,510.00	184,030.00	184,030.00
104500 518100 FICA TAX EXPENSE	14,930.00	14,090.00	14,090.00
104500 518200 RETIREMENT EXPENSE	9,770.00	11,700.00	11,700.00
104500 518300 GROUP MED & LIFE INS	20,320.00	20,040.00	20,040.00
104500 518600 WORKER'S COMP INS	6,700.00	6,000.00	6,000.00
104500 518900 RETIREE INSURANCE	7,980.00	6,270.00	6,270.00
104500 519000 PROFESSIONAL SERVICES	600.00	600.00	600.00
104500 521200 UNIFORMS	800.00	800.00	800.00
104500 523000 MEDICAL SUPPLIES	1,500.00	1,500.00	1,500.00
104500 525100 GASOLINE & DIESEL	2,130.00	2,340.00	2,340.00
104500 525200 TIRES	400.00	400.00	400.00
104500 525300 VEHICLE PARTS	1,000.00	1,000.00	1,000.00
104500 525400 OIL, LUBRICATION, ETC	100.00	100.00	100.00
104500 526000 OFFICE SUPPLIES	5,000.00	5,000.00	5,000.00
104500 529900 SUPPLIES & MATERIALS	2,200.00	2,200.00	2,200.00
104500 532100 TELEPHONE	6,800.00	6,800.00	6,800.00
104500 532500 POSTAGE	500.00	500.00	500.00
104500 535200 R & M - EQUIPMENT	20,000.00	24,500.00	24,500.00
104500 535300 R & M - AUTO/TRUCKS	700.00	700.00	700.00
104500 537000 ADVERTISING	1,000.00	1,000.00	1,000.00
104500 539400 TRAVEL	.00	2,000.00	2,000.00
104500 539500 TRAINING	10,000.00	2,000.00	2,000.00

CITY OF HENDERSONVILLE
 FISCAL YEAR 2010-11 BUDGET
 GENERAL FUND

PUBLIC WORKS-ADMINISTRATION	FY 2009-10 BUDGET	FY 2010-11 MANAGER RECOMMEND	FY 2010-11 COUNCIL APPROVED
104500 545600 LIAB/PROP INS & BONDS	3,100.00	3,100.00	3,100.00
104500 549100 DUES & SUBSCRIPTIONS	1,200.00	1,200.00	1,200.00
104500 549400 H'VILLE TREE BOARD	6,000.00	6,000.00	6,000.00
104500 553000 CAP OUTLAY-NON DEPREC	.00	.00	.00
104500 557000 CAP OUTLAY-LAND & ROW	.00	.00	.00
104500 569000 CONTRACTED SERVICES	1,000.00	1,000.00	1,000.00
104500 598800 DEPT CHGS - SALARIES	12,870.00	14,400.00	14,400.00
TOTAL APPROPRIATION	329,110.00	319,270.00	319,270.00
PUBLIC WORKS-ADMINISTRATION			

CITY OF HENDERSONVILLE
FISCAL YEAR 2010-11 BUDGET
GENERAL FUND

PUB WORKS-STREETS & HIGHWAYS	FY 2009-10 BUDGET	FY 2010-11 MANAGER RECOMMEND	FY 2010-11 COUNCIL APPROVED

PUB WORKS-STREETS & HIGHWAYS			
104510 512100 SALARIES & WAGES-REG	223,070.00	242,550.00	242,550.00
104510 512200 SALARIES & WAGES-O/T	13,800.00	14,000.00	14,000.00
104510 512900 SALARIES & WAGES-P/T	31,690.00	34,070.00	34,070.00
104510 518100 FICA TAX EXPENSE	22,810.00	22,300.00	22,300.00
104510 518200 RETIREMENT EXPENSE	13,330.00	16,310.00	16,310.00
104510 518300 GROUP MED & LIFE INS	60,960.00	53,440.00	53,440.00
104510 518600 WORKER'S COMP INS	5,500.00	5,000.00	5,000.00
104510 519000 PROFESSIONAL SERVICES	1,000.00	1,000.00	1,000.00
104510 521200 UNIFORMS	4,500.00	4,500.00	4,500.00
104510 524000 CONST & REPAIR SUPP	100,000.00	150,000.00	150,000.00
104510 525100 GASOLINE & DIESEL	23,250.00	23,250.00	23,250.00
104510 525200 TIRES	6,500.00	6,500.00	6,500.00
104510 525300 VEHICLE PARTS	40,000.00	47,000.00	47,000.00
104510 525400 OIL, LUBRICATION, ETC	2,000.00	2,000.00	2,000.00
104510 529900 SUPPLIES & MATERIALS	7,000.00	37,000.00	37,000.00
104510 535200 R & M - EQUIPMENT	7,000.00	10,000.00	10,000.00
104510 535300 R & M - AUTO/TRUCKS	7,000.00	7,000.00	7,000.00
104510 545600 LIAB/PROP INS & BONDS	5,600.00	5,000.00	5,000.00
104510 553000 CAP OUTLAY-NON DEPREC	.00	.00	.00
104510 554000 CAP OUTLAY-MOTOR VEHS	75,000.00	.00	.00
104510 555000 CAP OUTLAY-OTR EQUIP	.00	.00	.00

CITY OF HENDERSONVILLE
 FISCAL YEAR 2010-11 BUDGET
 GENERAL FUND

PUB WORKS-STREETS & HIGHWAYS	FY 2009-10 BUDGET	FY 2010-11 MANAGER RECOMMEND	FY 2010-11 COUNCIL APPROVED
104510 558000 CAP OUTLAY-BUILDINGS	.00	.00	.00
104510 559900 CAP OUTLAY-OTR IMPMTS	43,500.00	20,000.00	20,000.00
104510 569000 CONTRACTED SERVICES	5,000.00	27,500.00	27,500.00
104510 598060 DEPARTMENTAL CHGS-W/S	-93,500.00	-93,500.00	-93,500.00
TOTAL APPROPRIATION PUB WORKS-STREETS & HIGHWAYS	605,010.00	634,920.00	634,920.00

CITY OF HENDERSONVILLE
 FISCAL YEAR 2010-11 BUDGET
 GENERAL FUND

POWELL BILL	FY 2009-10 BUDGET	FY 2010-11 MANAGER RECOMMEND	FY 2010-11 COUNCIL APPROVED
104511 524000 CONST & REPAIR SUPP	50,000.00	.00	.00
104511 525300 VEHICLE PARTS	2,000.00	.00	.00
104511 529900 SUPPLIES & MATERIALS	30,000.00	.00	.00
104511 535200 R & M - EQUIPMENT	3,500.00	.00	.00
104511 535400 R & M - STREET MAINT	300,000.00	311,000.00	311,000.00
104511 537000 ADVERTISING	200.00	.00	.00
104511 555000 CAP OUTLAY-OTR EQUIP	9,000.00	.00	.00
104511 559900 CAP OUTLAY-OTR IMPMTS	370,000.00	.00	.00
104511 569000 CONTRACTED SERVICES	30,000.00	.00	.00
TOTAL APPROPRIATION POWELL BILL	794,700.00	311,000.00	311,000.00

CITY OF HENDERSONVILLE
FISCAL YEAR 2010-11 BUDGET
GENERAL FUND

PUBLIC WORKS-TRAFFIC ENGINEER	FY 2009-10 BUDGET	FY 2010-11 MANAGER RECOMMEND	FY 2010-11 COUNCIL APPROVED

PUBLIC WORKS-TRAFFIC ENGINEER			
104520 512100 SALARIES & WAGES-REG	97,220.00	68,270.00	68,270.00
104520 512200 SALARIES & WAGES-O/T	5,910.00	5,000.00	5,000.00
104520 512300 SALARIES & WAGES - ST	.00	11,800.00	11,800.00
104520 518100 FICA TAX EXPENSE	7,550.00	6,150.00	6,150.00
104520 518200 RETIREMENT EXPENSE	4,940.00	5,430.00	5,430.00
104520 518300 GROUP MED & LIFE INS	13,550.00	13,360.00	13,360.00
104520 518600 WORKER'S COMP INS	2,800.00	2,300.00	2,300.00
104520 518900 RETIREE INSURANCE	7,980.00	6,270.00	6,270.00
104520 519000 PROFESSIONAL SERVICES	200.00	200.00	200.00
104520 521200 UNIFORMS	2,000.00	2,000.00	2,000.00
104520 525100 GASOLINE & DIESEL	2,530.00	2,530.00	2,530.00
104520 525200 TIRES	500.00	500.00	500.00
104520 525300 VEHICLE PARTS	1,200.00	1,200.00	1,200.00
104520 525400 OIL, LUBRICATION, ETC	200.00	200.00	200.00
104520 529900 SUPPLIES & MATERIALS	40,000.00	40,000.00	40,000.00
104520 533900 STREET & TRAFFIC LTS	175,000.00	179,000.00	179,000.00
104520 535300 R & M - AUTO/TRUCKS	400.00	400.00	400.00
104520 545600 LIAB/PROP INS & BONDS	900.00	1,000.00	1,000.00
104520 555000 CAP OUTLAY-OTR EQUIP	.00	.00	.00
 TOTAL APPROPRIATION	 362,880.00	 345,610.00	 345,610.00
PUBLIC WORKS-TRAFFIC ENGINEER			

CITY OF HENDERSONVILLE
FISCAL YEAR 2010-11 BUDGET
GENERAL FUND

PUB WORKS-GROUNDS MAINTENANCE	FY 2009-10 BUDGET	FY 2010-11 MANAGER RECOMMEND	FY 2010-11 COUNCIL APPROVED
104760 512100 SALARIES & WAGES-REG	269,030.00	270,920.00	270,920.00
104760 512200 SALARIES & WAGES-O/T	13,800.00	14,000.00	14,000.00
104760 512900 SALARIES & WAGES-P/T	31,690.00	34,070.00	34,070.00
104760 518100 FICA TAX EXPENSE	23,320.00	24,420.00	24,420.00
104760 518200 RETIREMENT EXPENSE	13,660.00	18,110.00	18,110.00
104760 518300 GROUP MED & LIFE INS	54,190.00	53,440.00	53,440.00
104760 518600 WORKER'S COMP INS	5,500.00	3,100.00	3,100.00
104760 519000 PROFESSIONAL SERVICES	600.00	600.00	600.00
104760 521200 UNIFORMS	4,000.00	4,000.00	4,000.00
104760 525100 GASOLINE & DIESEL	14,200.00	15,500.00	15,500.00
104760 525200 TIRES	1,300.00	1,800.00	1,800.00
104760 525300 VEHICLE PARTS	7,500.00	7,500.00	7,500.00
104760 525400 OIL, LUBRICATION, ETC	500.00	500.00	500.00
104760 529900 SUPPLIES & MATERIALS	12,000.00	12,000.00	12,000.00
104760 535200 R & M - EQUIPMENT	6,000.00	6,000.00	6,000.00
104760 535300 R & M - AUTO/TRUCKS	1,000.00	1,000.00	1,000.00
104760 545600 LIAB/PROP INS & BONDS	3,200.00	5,500.00	5,500.00
104760 554000 CAP OUTLAY-MOTOR VEHS	75,000.00	.00	.00
104760 555000 CAP OUTLAY-OTR EQUIP	.00	40,000.00	40,000.00
104760 559900 CAP OUTLAY-OTR IMPMTS	101,000.00	.00	.00
104760 598400 REIMB PUB WORKS DEPT	-2,500.00	-1,500.00	-1,500.00
TOTAL APPROPRIATION	634,990.00	510,960.00	510,960.00
PUB WORKS-GROUNDS MAINTENANCE			

CITY OF HENDERSONVILLE
FISCAL YEAR 2010-11 BUDGET
GENERAL FUND

PUBLIC WORKS-PATTON POOL	FY 2009-10 BUDGET	FY 2010-11 MANAGER RECOMMEND	FY 2010-11 COUNCIL APPROVED

PUBLIC WORKS-PATTON POOL			
106170 512900 SALARIES & WAGES-P/T	109,860.00	109,860.00	109,860.00
106170 518100 FICA TAX EXPENSE	8,410.00	8,410.00	8,410.00
106170 518600 WORKER'S COMP INS	1,500.00	1,500.00	1,500.00
106170 519000 PROFESSIONAL SERVICES	600.00	1,000.00	1,000.00
106170 521200 UNIFORMS	2,400.00	2,400.00	2,400.00
106170 527000 PURCH FOR RESALE-POOL	11,000.00	16,000.00	16,000.00
106170 529900 SUPPLIES & MATERIALS	24,000.00	26,250.00	26,250.00
106170 533000 UTILITIES	24,600.00	24,600.00	24,600.00
106170 535100 R & M - BUILDINGS	6,000.00	6,000.00	6,000.00
106170 535200 R & M - EQUIPMENT	10,000.00	4,000.00	4,000.00
106170 545600 LIAB/PROP INS & BONDS	1,800.00	1,800.00	1,800.00
106170 553000 CAP OUTLAY-NON DEPREC	6,000.00	75,000.00	75,000.00
106170 555000 CAP OUTLAY-OTR EQUIP	.00	.00	.00
106170 559900 CAP OUTLAY-OTR IMPMTS	.00	7,000.00	7,000.00
106170 569000 CONTRACTED SERVICES	2,000.00	2,000.00	2,000.00
 TOTAL APPROPRIATION PUBLIC WORKS-PATTON POOL	 208,170.00	 285,820.00	 285,820.00

CITY OF HENDERSONVILLE

FY 2010-11 BUDGET

POLICE DEPARTMENT

APPROPRIATION SUMMARIES

<u>DEPARTMENTAL</u>	<u>FY 2008-09</u>	<u>FY 2009-10</u>	<u>FY 2010-11</u>
PERSONNEL COSTS	\$3,057,340	\$3,126,370	\$3,152,680
OPERATING COSTS	510,810	470,870	503,230
CAPITAL OUTLAY	<u>209,000</u>	<u>72,000</u>	<u>133,000</u>
TOTAL	\$3,777,150	\$3,669,240	\$3,788,910
 BUDGETED POSITIONS	 49	 49	 49

depsum6

CITY OF HENDERSONVILLE
FISCAL YEAR 2010-11 BUDGET
GENERAL FUND

POLICE DEPARTMENT	FY 2009-10 BUDGET	FY 2010-11 MANAGER RECOMMEND	FY 2010-11 COUNCIL APPROVED
104310 512100 SALARIES & WAGES-REG	2,049,490.00	2,062,950.00	2,062,950.00
104310 512200 SALARIES & WAGES-O/T	71,370.00	77,030.00	77,030.00
104310 512300 SAL & WAGES-STANDBY	19,800.00	20,090.00	20,090.00
104310 512400 SAL & WAGES-COURT PAY	16,000.00	16,000.00	16,000.00
104310 512500 SAL & WAGES-CROSS GDS	21,490.00	21,700.00	21,700.00
104310 512700 SAL & WAGES-SEP ALLOW	55,500.00	55,500.00	55,500.00
104310 512800 SAL & WAGES-DRUG ENFR	12,000.00	12,000.00	12,000.00
104310 512900 SAL & WAGES-SRO GRANT	38,330.00	37,840.00	37,840.00
104310 513000 SAL & WAGES-AUX OFFS	43,720.00	50,020.00	50,020.00
104310 518100 FICA TAX EXPENSE	190,590.00	174,370.00	174,370.00
104310 518200 RETIREMENT EXPENSE	219,420.00	241,640.00	241,640.00
104310 518300 GROUP MED & LIFE INS	338,660.00	334,000.00	334,000.00
104310 518600 WORKER'S COMP INS	32,700.00	37,000.00	37,000.00
104310 518900 RETIREE INSURANCE	15,950.00	12,540.00	12,540.00
104310 519000 PROFESSIONAL SERVICES	2,000.00	2,000.00	2,000.00
104310 519300 PROF SERVICES-MEDICAL	11,650.00	11,650.00	11,650.00
104310 521200 UNIFORMS	36,000.00	34,640.00	34,640.00
104310 525100 GASOLINE & DIESEL	110,000.00	110,000.00	110,000.00
104310 525200 TIRES	8,500.00	9,500.00	9,500.00
104310 525300 VEHICLE PARTS	25,300.00	26,000.00	26,000.00
104310 525400 OIL, LUBRICATION, ETC	1,650.00	1,800.00	1,800.00
104310 526000 OFFICE SUPPLIES	15,000.00	15,000.00	15,000.00

CITY OF HENDERSONVILLE
 FISCAL YEAR 2010-11 BUDGET
 GENERAL FUND

POLICE DEPARTMENT	FY 2009-10 BUDGET	FY 2010-11 MANAGER RECOMMEND	FY 2010-11 COUNCIL APPROVED
104310 529900 SUPPLIES & MATERIALS	71,290.00	69,930.00	69,930.00
104310 532100 TELEPHONE	35,000.00	39,450.00	39,450.00
104310 532500 POSTAGE	2,300.00	2,300.00	2,300.00
104310 535200 R & M - EQUIPMENT	25,750.00	25,750.00	25,750.00
104310 535300 R & M - AUTO/TRUCKS	32,800.00	27,000.00	27,000.00
104310 537000 ADVERTISING	4,000.00	4,000.00	4,000.00
104310 539400 TRAVEL	19,370.00	24,360.00	24,360.00
104310 539500 TRAINING	12,010.00	14,330.00	14,330.00
104310 539600 SPEC DRUG ENFORCEMENT	8,000.00	8,000.00	8,000.00
104310 545600 LIAB/PROP INS & BONDS	54,700.00	60,600.00	60,600.00
104310 548400 D A R E PROGRAM	5,150.00	5,500.00	5,500.00
104310 548700 OUTREACH PROGRAM	2,700.00	2,700.00	2,700.00
104310 549100 DUES & SUBSCRIPTIONS	6,050.00	8,720.00	8,720.00
104310 553000 CAP OUTLAY-NON DEPREC	30,700.00	39,000.00	39,000.00
104310 554000 CAP OUTLAY-MOTOR VEHS	87,140.29	94,000.00	94,000.00
104310 569000 CONTRACTED SERVICES	.00	.00	.00
TOTAL APPROPRIATION POLICE DEPARTMENT	3,732,080.29	3,788,910.00	3,788,910.00

CITY OF HENDERSONVILLE

FY 2010-11 BUDGET

FIRE DEPARTMENT

APPROPRIATION SUMMARIES

<u>DEPARTMENTAL</u>	<u>FY 2008-09</u>	<u>FY 2009-10</u>	<u>FY 2010-11</u>
PERSONNEL COSTS	\$1,201,230	\$1,220,590	\$1,252,900
OPERATING COSTS	477,010	482,210	480,330
CAPITAL OUTLAY	<u>0</u>	<u>0</u>	<u>40,000</u>
TOTAL	\$1,678,240	\$1,702,800	\$1,773,230
 BUDGETED POSITIONS	 20	 20	 20

depsum7

CITY OF HENDERSONVILLE
FISCAL YEAR 2010-11 BUDGET
GENERAL FUND

FIRE DEPARTMENT	FY 2009-10 BUDGET	FY 2010-11 MANAGER RECOMMEND	FY 2010-11 COUNCIL APPROVED
104340 512100 SALARIES & WAGES-REG	822,530.00	837,760.00	837,760.00
104340 512200 SALARIES & WAGES-O/T	41,630.00	41,630.00	41,630.00
104340 512600 SALARIES & WAGES-TEMP	23,500.00	24,500.00	24,500.00
104340 518100 FICA TAX EXPENSE	64,030.00	69,230.00	69,230.00
104340 518200 RETIREMENT EXPENSE	41,850.00	55,890.00	55,890.00
104340 518300 GROUP MED & LIFE INS	135,470.00	133,600.00	133,600.00
104340 518600 WORKER'S COMP INS	46,400.00	46,400.00	46,400.00
104340 518900 RETIREE INSURANCE	55,810.00	43,890.00	43,890.00
104340 519000 PROFESSIONAL SERVICES	5,000.00	6,000.00	6,000.00
104340 521200 UNIFORMS	6,000.00	7,000.00	7,000.00
104340 521300 PROTECTIVE CLOTHING	6,000.00	6,000.00	6,000.00
104340 525100 GASOLINE & DIESEL	17,000.00	17,000.00	17,000.00
104340 525200 TIRES	4,000.00	4,000.00	4,000.00
104340 525300 VEHICLE PARTS	3,500.00	3,500.00	3,500.00
104340 525400 OIL, LUBRICATION, ETC	2,500.00	2,500.00	2,500.00
104340 526000 OFFICE SUPPLIES	3,000.00	3,000.00	3,000.00
104340 528000 EDUCATIONAL SUPPLIES	2,000.00	3,000.00	3,000.00
104340 529900 SUPPLIES & MATERIALS	16,000.00	16,000.00	16,000.00
104340 532100 TELEPHONE	9,000.00	9,000.00	9,000.00
104340 532500 POSTAGE	200.00	200.00	200.00
104340 533000 UTILITIES	13,000.00	13,000.00	13,000.00
104340 535100 R & M - BUILDINGS	6,200.00	8,500.00	8,500.00

CITY OF HENDERSONVILLE
 FISCAL YEAR 2010-11 BUDGET
 GENERAL FUND

FIRE DEPARTMENT	FY 2009-10 BUDGET	FY 2010-11 MANAGER RECOMMEND	FY 2010-11 COUNCIL APPROVED
104340 535200 R & M - EQUIPMENT	10,500.00	10,500.00	10,500.00
104340 535300 R & M - AUTO/TRUCKS	13,000.00	13,000.00	13,000.00
104340 537000 ADVERTISING	130.00	130.00	130.00
104340 539200 LAUNDRY	700.00	700.00	700.00
104340 539400 TRAVEL	1,500.00	3,550.00	3,550.00
104340 539500 TRAINING	4,500.00	4,500.00	4,500.00
104340 545600 LIAB/PROP INS & BONDS	13,000.00	13,900.00	13,900.00
104340 549100 DUES & SUBSCRIPTIONS	1,800.00	2,300.00	2,300.00
104340 553000 CAP OUTLAY-NON DEPREC	.00	1,500.00	1,500.00
104340 554000 CAP OUTLAY-MOTOR VEHS	.00	30,000.00	30,000.00
104340 555000 CAP OUTLAY-OTR EQUIP	.00	8,500.00	8,500.00
104340 569500 VOL FIRE DEPT REIMB	333,050.00	333,050.00	333,050.00
TOTAL APPROPRIATION FIRE DEPARTMENT	1,702,800.00	1,773,230.00	1,773,230.00

CITY OF HENDERSONVILLE

FY 2010-11 BUDGET

ZONING DEPARTMENT

APPROPRIATION SUMMARIES

<u>DEPARTMENTAL</u>	<u>FY 2008-09</u>	<u>FY 2009-10</u>	<u>FY 2010-11</u>
PERSONNEL COSTS	\$115,950	\$120,020	\$123,430
OPERATING COSTS	72,550	49,550	58,200
CAPITAL OUTLAY	<u>0</u>	<u>0</u>	<u>0</u>
TOTAL	\$188,500	\$169,570	\$181,630

BUDGETED POSITIONS	2	2	2
-----------------------	---	---	---

depsum8

CITY OF HENDERSONVILLE
FISCAL YEAR 2010-11 BUDGET
GENERAL FUND

ZONING DEPARTMENT	FY 2009-10 BUDGET	FY 2010-11 MANAGER RECOMMEND	FY 2010-11 COUNCIL APPROVED
104350 512100 SALARIES & WAGES-REG	92,930.00	95,490.00	95,490.00
104350 518100 FICA TAX EXPENSE	7,220.00	7,310.00	7,310.00
104350 518200 RETIREMENT EXPENSE	4,720.00	6,070.00	6,070.00
104350 518300 GROUP MED & LIFE INS	13,550.00	13,360.00	13,360.00
104350 518600 WORKER'S COMP INS	1,600.00	1,200.00	1,200.00
104350 519200 PROF SERVICES-LEGAL	3,000.00	4,000.00	4,000.00
104350 521200 UNIFORMS	700.00	700.00	700.00
104350 525100 GASOLINE & DIESEL	1,400.00	1,400.00	1,400.00
104350 525200 TIRES	400.00	400.00	400.00
104350 525300 VEHICLE PARTS	500.00	500.00	500.00
104350 525400 OIL, LUBRICATION, ETC	200.00	200.00	200.00
104350 526000 OFFICE SUPPLIES	3,000.00	3,000.00	3,000.00
104350 532100 TELEPHONE	3,500.00	3,500.00	3,500.00
104350 532500 POSTAGE	3,500.00	4,000.00	4,000.00
104350 535200 R & M - EQUIPMENT	100.00	100.00	100.00
104350 535300 R & M - AUTO/TRUCKS	350.00	500.00	500.00
104350 537000 ADVERTISING	400.00	400.00	400.00
104350 539400 TRAVEL	4,000.00	4,000.00	4,000.00
104350 539500 TRAINING	1,500.00	1,500.00	1,500.00
104350 545600 LIAB/PROP INS & BONDS	1,500.00	1,500.00	1,500.00
104350 549100 DUES & SUBSCRIPTIONS	500.00	500.00	500.00
104350 553000 CAP OUTLAY-NON DEPREC	.00	7,000.00	7,000.00
104350 569400 CONT SERV-CONDM BLDGS	25,000.00	25,000.00	25,000.00
TOTAL APPROPRIATION ZONING DEPARTMENT	169,570.00	181,630.00	181,630.00

CITY OF HENDERSONVILLE

FY 2010-11 BUDGET

PLANNING DEPARTMENT

APPROPRIATION SUMMARIES

<u>DEPARTMENTAL</u>	<u>FY 2008-09</u>	<u>FY 2009-10</u>	<u>FY 2010-11</u>
PERSONNEL COSTS	\$167,940	\$192,430	\$194,550
OPERATING COSTS	156,620	48,300	51,170
CAPITAL OUTLAY	<u>0</u>	<u>0</u>	<u>0</u>
TOTAL	\$324,560	\$240,730	\$245,720

BUDGETED POSITIONS	2	3	3
-----------------------	---	---	---

depsum9

CITY OF HENDERSONVILLE
FISCAL YEAR 2010-11 BUDGET
GENERAL FUND

PLANNING DEPARTMENT	FY 2009-10 BUDGET	FY 2010-11 MANAGER RECOMMEND	FY 2010-11 COUNCIL APPROVED
104360 512100 SALARIES & WAGES-REG	148,180.00	152,880.00	152,880.00
104360 512900 SALARIES & WAGES-P/T	.00	.00	.00
104360 518100 FICA TAX EXPENSE	11,510.00	11,710.00	11,710.00
104360 518200 RETIREMENT EXPENSE	7,520.00	9,720.00	9,720.00
104360 518300 GROUP MED & LIFE INS	20,320.00	20,040.00	20,040.00
104360 518600 WORKER'S COMP INS	4,900.00	4,200.00	4,200.00
104360 519000 PROFESSIONAL SERVICES	40,000.00	40,000.00	40,000.00
104360 526000 OFFICE SUPPLIES	7,000.00	7,000.00	7,000.00
104360 532100 TELEPHONE	3,000.00	2,000.00	2,000.00
104360 532500 POSTAGE	1,800.00	3,500.00	3,500.00
104360 537000 ADVERTISING	6,000.00	4,000.00	4,000.00
104360 539400 TRAVEL	1,500.00	1,000.00	1,000.00
104360 539500 TRAINING	1,500.00	2,000.00	2,000.00
104360 545600 LIAB/PROP INS & BONDS	2,070.00	2,000.00	2,000.00
104360 549100 DUES & SUBSCRIPTIONS	750.00	750.00	750.00
104360 549500 HISTORIC PRESERVATION	10,000.00	10,000.00	10,000.00
104360 598010 DEPARTMENTAL CHGS-G/F	-25,320.00	-25,080.00	-25,080.00
TOTAL APPROPRIATION PLANNING DEPARTMENT	240,730.00	245,720.00	245,720.00

CITY OF HENDERSONVILLE

FY 2010-11 BUDGET

G/F – OTHER APPROPRIATIONS

APPROPRIATION SUMMARIES

<u>OTHER APPROPRIATIONS</u>	<u>FY 2008-09</u>	<u>FY 2009-10</u>	<u>FY 2010-11</u>
NON-DEPARTMENTAL	\$826,470	\$693,280	\$546,690
SPECIAL APPROPRIATIONS	211,960	159,700	139,700
DEBT SERVICE	717,240	642,830	660,880
CONTINGENCIES	<u>150,000</u>	<u>150,000</u>	<u>150,000</u>
TOTAL	\$1,905,670	\$1,645,810	\$1,497,270

depsum9a

CITY OF HENDERSONVILLE
FISCAL YEAR 2010-11 BUDGET
GENERAL FUND

NON-DEPARTMENTAL	FY 2009-10 BUDGET	FY 2010-11 MANAGER RECOMMEND	FY 2010-11 COUNCIL APPROVED
109619 500023 SAFETY PROGRAM	1,500.00	1,500.00	1,500.00
109619 500024 DRUG TESTING	3,000.00	3,000.00	3,000.00
109619 500028 EMPLOYEE ASSIST PROG	4,500.00	3,000.00	3,000.00
109619 500029 WELLNESS COMMITTEE	15,000.00	7,300.00	7,300.00
109619 500030 TUITION REIMBURSEMENT	3,000.00	3,000.00	3,000.00
109619 500031 EMPLOYEE EVENTS	.00	11,500.00	11,500.00
109619 518500 STATE UNEMPLOYMNT INS	10,000.00	10,000.00	10,000.00
109619 518900 RETIREE INSURANCE	5,000.00	5,000.00	5,000.00
109619 519000 PROFESSIONAL SERVICES	10,000.00	10,000.00	10,000.00
109619 561100 CONTRIBUTION TO SWF	387,600.00	250,970.00	250,970.00
109619 561200 CONTRIBUTION TO WSF	100,880.00	100,880.00	100,880.00
109619 561400 CONTRIBUTION TO 7TH	52,800.00	23,190.00	23,190.00
109619 561700 CONTRIBUTION TO D/T	.00	17,350.00	17,350.00
109619 561800 CONTRIBUTION TO OPEB	100,000.00	100,000.00	100,000.00
109619 563200 CONTR TO FIRE STATION	509,829.00	.00	.00
109619 575300 OPER TRAN TO CR FUND	509,829.00	.00	.00
TOTAL APPROPRIATION NON-DEPARTMENTAL	1,712,938.00	546,690.00	546,690.00

CITY OF HENDERSONVILLE
 FISCAL YEAR 2010-11 BUDGET
 GENERAL FUND

SPECIAL APPROPRIATIONS	FY 2009-10 BUDGET	FY 2010-11 MANAGER RECOMMEND	FY 2010-11 COUNCIL APPROVED

SPECIAL APPROPRIATIONS			
109620 500012 TOTAL AMT REQUESTED	.00	129,700.00	129,700.00
109620 500013 CHAMBER OF COMMERCE	15,000.00	.00	.00
109620 500014 FLAT ROCK PLAYHOUSE	.00	.00	.00
109620 500015 MAYORS ADV COUNCIL	.00	.00	.00
109620 500016 HANDS ON GALLERY	5,000.00	.00	.00
109620 500017 HEND CO RESCUE SQUAD	8,000.00	.00	.00
109620 500018 HERITAGE MUSEUM	5,000.00	.00	.00
109620 500019 HEND CO DISPUTE CENTR	.00	.00	.00
109620 500020 CONTR TO PUBLIC TRANS	75,000.00	.00	.00
109620 500021 THE HEALING PLACE	1,000.00	.00	.00
109620 500022 SISTER CITIES PROGRAM	1,200.00	.00	.00
109620 500023 MEDICAL LOAN CLOSET	2,500.00	.00	.00
109620 500025 HEND CNTY PUB SCHOOLS	30,000.00	10,000.00	10,000.00
109620 500026 CRIME STOPPERS PROGRM	.00	.00	.00
109620 500027 BOYS & GIRLS CLUB	12,000.00	.00	.00
109620 523200 MAINSTAY PROGRAM	.00	.00	.00
109620 561600 P'SHIP ECON DEVELOPMT	10,000.00	.00	.00
 TOTAL APPROPRIATION SPECIAL APPROPRIATIONS	 164,700.00	 139,700.00	 139,700.00

CITY OF HENDERSONVILLE
 FISCAL YEAR 2010-11 BUDGET
 GENERAL FUND

DEBT SERVICE	FY 2009-10 BUDGET	FY 2010-11 MANAGER RECOMMEND	FY 2010-11 COUNCIL APPROVED
109621 573001 PRIN - MAIN ST LOAN	.00	31,500.00	31,500.00
109621 573008 PRIN- 2008 S/WALK BDS	50,000.00	50,000.00	50,000.00
109621 573098 PRIN- 1998 S/WALK BDS	90,000.00	90,000.00	90,000.00
109621 573303 PRIN- CITY HALL RENOV	233,350.00	233,350.00	233,350.00
109621 574001 INT - MAIN ST LOAN	.00	28,500.00	28,500.00
109621 574008 INT - 2008 S/WALK BDS	99,750.00	81,850.00	81,850.00
109621 574098 INT - 1998 S/WALK BDS	40,000.00	35,650.00	35,650.00
109621 574303 INT - CITY HALL RENOV	89,730.00	80,030.00	80,030.00
109621 575200 BANK SERVICE CHARGES	40,000.00	30,000.00	30,000.00
TOTAL APPROPRIATION DEBT SERVICE	642,830.00	660,880.00	660,880.00

CITY OF HENDERSONVILLE
 FISCAL YEAR 2010-11 BUDGET
 GENERAL FUND

CONTINGENCIES	FY 2009-10 BUDGET	FY 2010-11 MANAGER RECOMMEND	FY 2010-11 COUNCIL APPROVED

CONTINGENCIES			
109910 599100 CONTINGENCIES	150,000.00	150,000.00	150,000.00
TOTAL APPROPRIATION CONTINGENCIES	150,000.00	150,000.00	150,000.00

CITY OF HENDERSONVILLE

FY 2010-11 BUDGET

DOWNTOWN TAX DISTRICT

REVENUE SUMMARIES

<u>CATEGORY</u>	<u>FY 2008-09</u>	<u>FY 2009-10</u>	<u>FY 2010-11</u>
AD VALOREM TAXES	\$226,290	\$226,200	\$222,500
UNRESTRICTED REVENUE	100,620	100,600	100,600
INVESTMENT EARNINGS	<u>400</u>	<u>400</u>	<u>200</u>
SUBTOTAL	\$327,310	\$327,200	\$323,300
TRANSFER FROM GENERAL FUND	110,680	0	17,350
FUND BALANCE APPROPRIATED	<u>123,190</u>	<u>201,460</u>	<u>23,350</u>
TOTAL	<u>\$561,180</u>	<u>\$528,660</u>	<u>\$364,000</u>

revsum1

CITY OF HENDERSONVILLE
FISCAL YEAR 2010-11 BUDGET
DOWNTOWN TAX DISTRICT

	FY 2009-10 BUDGET	FY 2010-11 MANAGER RECOMMEND	FY 2010-11 COUNCIL APPROVED
200010 410000 TAX REFUNDS	-100.00	-100.00	-100.00
200010 411100 TAX LATE LIST AFTER 2	100.00	200.00	200.00
200010 411200 PRIOR YEAR TAXES	.00	.00	.00
200010 411300 TAX LL PRIOR 2008, AD	.00	500.00	500.00
200010 419800 1998 AD VAL TAX - R/P	.00	.00	.00
200010 419900 1999 AD VAL TAX - R/P	.00	.00	.00
200010 420000 2000 AD VAL TAX - R/P	.00	.00	.00
200010 420100 2001 AD VAL TAX - R/P	.00	.00	.00
200010 420101 AD VAL TAX - MTR VEHS	300.00	1,000.00	1,000.00
200010 420200 2002 AD VAL TAX - R/P	.00	.00	.00
200010 420300 2003 AD VAL TAX - R/P	.00	.00	.00
200010 420400 2004 AD VAL TAX - R/P	.00	.00	.00
200010 420500 2005 AD VAL TAX - R/P	50.00	.00	.00
200010 420600 2006 AD VAL TAX - R/P	100.00	50.00	50.00
200010 420700 2007 AD VAL TAX - R/P	250.00	100.00	100.00
200010 420800 2008 AD VAL TAX - R/P	500.00	250.00	250.00
200010 420900 2009 AD VAL TAX - R/P	225,000.00	500.00	500.00
200010 421000 2010 AD VAL TAX - R/P	.00	220,000.00	220,000.00
200030 432300 S&U TAX REIMBURSEMENT	100,600.00	100,600.00	100,600.00
200070 483100 INTEREST INCOME	400.00	200.00	200.00
200090 498210 OPER TRANS FR GEN FD	.00	17,350.00	17,350.00
200090 499200 FUND BALANCE APPROP	201,460.00	23,350.00	23,350.00
TOTAL REVENUE	528,660.00	364,000.00	364,000.00

CITY OF HENDERSONVILLE

FY 2010-11 BUDGET

DOWNTOWN TAX DISTRICT

APPROPRIATION SUMMARIES

<u>DEPARTMENTAL</u>	<u>FY 2008-09</u>	<u>FY 2009-10</u>	<u>FY 2010-11</u>
PERSONNEL COSTS	\$0	\$0	\$0
OPERATING COSTS	258,500	229,500	235,000
CONTRACTED SERVICES	<u>302,680</u>	<u>299,160</u>	<u>129,000</u>
TOTAL	<u>\$561,180</u>	<u>\$528,660</u>	<u>\$364,000</u>

depsum11

CITY OF HENDERSONVILLE
 FISCAL YEAR 2010-11 BUDGET
 DOWNTOWN TAX DISTRICT

DOWNTOWN TAX DISTRICT	FY 2009-10 BUDGET	FY 2010-11 MANAGER RECOMMEND	FY 2010-11 COUNCIL APPROVED
204750 519100 AUDIT FEES	1,000.00	1,000.00	1,000.00
204750 529900 SUPPLIES & MATERIALS	14,000.00	21,000.00	21,000.00
204750 533000 UTILITIES	15,000.00	15,000.00	15,000.00
204750 535100 R & M - BUILDINGS	1,500.00	.00	.00
204750 553000 CAP OUTLAY-NON DEPREC	.00	.00	.00
204750 559900 CAP OUTLAY-OTR IMPMTS	.00	.00	.00
204750 560300 MAIN ST DEVELOP PROGM	100,000.00	100,000.00	100,000.00
204750 561600 MAIN STREET PARADE	2,000.00	2,000.00	2,000.00
204750 569000 CONTRACTED SERVICES	299,160.00	129,000.00	129,000.00
204750 575320 OPER TRAN TO GEN FD	100,000.00	100,000.00	100,000.00
204750 598400 REIMB PUB WORKS DEPT	-4,000.00	-4,000.00	-4,000.00
TOTAL APPROPRIATION DOWNTOWN TAX DISTRICT	528,660.00	364,000.00	364,000.00

CITY OF HENDERSONVILLE

FY 2010-11 BUDGET

SEVENTH AVENUE TAX DISTRICT

REVENUE SUMMARIES

<i>CATEGORY</i>	<i><u>FY 2008-09</u></i>	<i><u>FY 2009-10</u></i>	<i><u>FY 2010-11</u></i>
AD VALOREM TAXES	\$7,900	\$8,100	\$8,350
UNRESTRICTED REVENUE	2,580	2,500	2,500
INVESTMENT EARNINGS	<u>200</u>	<u>100</u>	<u>0</u>
SUBTOTAL	\$10,680	\$10,700	\$10,850
TRANSFER FROM GENERAL FUND	78,920	52,800	23,190
FUND BALANCE APPROPRIATED	<u>14,400</u>	<u>0</u>	<u>0</u>
TOTAL	<u>\$104,000</u>	<u>\$63,500</u>	<u>\$34,040</u>

revsum1a

CITY OF HENDERSONVILLE
 FISCAL YEAR 2010-11 BUDGET
 SEVENTH AVENUE DISTRICT

	FY 2009-10 BUDGET	FY 2010-11 MANAGER RECOMMEND	FY 2010-11 COUNCIL APPROVED
210010 411100 TAX LATE LIST AFTER 2	50.00	50.00	50.00
210010 411300 TAX LL PRIOR 2008, AD	.00	100.00	100.00
210010 419800 1998 AD VAL TAX - R/P	.00	.00	.00
210010 419900 1999 AD VAL TAX - R/P	.00	.00	.00
210010 420000 2000 AD VAL TAX - R/P	.00	.00	.00
210010 420001 2000 AD VAL TAX - DMV	.00	.00	.00
210010 420100 2001 AD VAL TAX - R/P	.00	.00	.00
210010 420101 AD VAL TAX - MTR VEHS	.00	350.00	350.00
210010 420200 2002 AD VAL TAX - R/P	.00	.00	.00
210010 420300 2003 AD VAL TAX - R/P	.00	.00	.00
210010 420400 2004 AD VAL TAX - R/P	.00	.00	.00
210010 420500 2005 AD VAL TAX - R/P	50.00	.00	.00
210010 420600 2006 AD VAL TAX - R/P	50.00	50.00	50.00
210010 420700 2007 AD VAL TAX - R/P	50.00	50.00	50.00
210010 420800 2008 AD VAL TAX - R/P	100.00	50.00	50.00
210010 420900 2009 AD VAL TAX - R/P	7,800.00	100.00	100.00
210010 421000 2010 AD VAL TAX - R/P	.00	7,600.00	7,600.00
210030 432300 S&U TAX REIMBURSEMENT	2,500.00	2,500.00	2,500.00
210070 483100 INTEREST INCOME	100.00	.00	.00
210090 498210 OPER TRANS FR GEN FD	52,800.00	23,190.00	23,190.00
210090 499200 FUND BALANCE APPROP	.00	.00	.00
TOTAL REVENUE	63,500.00	34,040.00	34,040.00

CITY OF HENDERSONVILLE

FY 2010-11 BUDGET

SEVENTH AVENUE TAX DISTRICT

APPROPRIATION SUMMARIES

<u>DEPARTMENTAL</u>	<u>FY 2008-09</u>	<u>FY 2009-10</u>	<u>FY 2010-11</u>
PERSONNEL COSTS	\$0	\$0	\$0
OPERATING COSTS	104,000	63,500	34,040
CAPITAL OUTLAY	<u>0</u>	<u>0</u>	<u>0</u>
TOTAL	<u>\$104,000</u>	<u>\$63,500</u>	<u>\$34,040</u>

depsum11a

CITY OF HENDERSONVILLE
 FISCAL YEAR 2010-11 BUDGET
 SEVENTH AVENUE DISTRICT

SEVENTH AVENUE DISTRICT	FY 2009-10 BUDGET	FY 2010-11 MANAGER RECOMMEND	FY 2010-11 COUNCIL APPROVED
214751 529900 SUPPLIES & MATERIALS	1,000.00	2,000.00	2,000.00
214751 533900 STREET/TRAFFIC LIGHTS	5,000.00	6,000.00	6,000.00
214751 553000 CAP OUTLAY-NON DEPREC	.00	.00	.00
214751 555000 CAP OUTLAY-OTR EQUIP	.00	.00	.00
214751 560210 CONTR TO GENERAL FUND	.00	.00	.00
214751 560500 7TH AVE DEVELOP PROGM	57,500.00	26,040.00	26,040.00
214751 569000 CONTRACTED SERVICES	.00	.00	.00
TOTAL APPROPRIATION SEVENTH AVENUE DISTRICT	63,500.00	34,040.00	34,040.00

CITY OF HENDERSONVILLE

FY 2010-11 BUDGET

CAPITAL RESERVE FUND

REVENUE SUMMARIES

<u>DEPARTMENTAL</u>	<u>FY 2008-09</u>	<u>FY 2009-10</u>	<u>FY 2010-11</u>
INTEREST INCOME - GENERAL FUND	\$50,000	\$10,000	\$500
INTEREST INCOME - WATER & SEWER	<u>50,000</u>	<u>1,000</u>	<u>500</u>
TOTAL	<u>\$100,000</u>	<u>\$11,000</u>	<u>\$1,000</u>

depsum10a

CITY OF HENDERSONVILLE

FY 2010-11 BUDGET

CAPITAL RESERVE FUND

APPROPRIATION SUMMARIES

<u>DEPARTMENTAL</u>	<u>FY 2008-09</u>	<u>FY 2009-10</u>	<u>FY 2010-11</u>
TRANSFER TO GENERAL FUND	(552,760)	(870,899)	(313,360)
TRANSFER TO DOWNTOWN FUND	0	0	0
TRANSFER TO WATER & SEWER	(625,000)	(859,000)	(345,000)
TRANSFER FROM WATER & SEWER	550,000	550,000	550,000
FUND BALANCE - GENERAL FUND	502,760	861,899	(98,140)
FUND BALANCE - WATER & SEWER	<u>25,000</u>	<u>308,000</u>	<u>205,500</u>
TOTAL	<u>(\$100,000)</u>	<u>(\$10,000)</u>	<u>(\$1,000)</u>

depsum10b

CITY OF HENDERSONVILLE
 FISCAL YEAR 2010-11 BUDGET
 CAPITAL RESERVE FUND - G/F

	FY 2009-10 BUDGET	FY 2010-11 MANAGER RECOMMEND	FY 2010-11 COUNCIL APPROVED
250070 483100 INTEREST INCOME - G/F	10,000.00	500.00	500.00
TOTAL REVENUE	10,000.00	500.00	500.00
250090 498010 OPER TRANS TO GEN FD	870,899.00	313,360.00	313,360.00
250090 498059 OPER TRANS TO FUND 59	175,171.00	.00	.00
250090 498210 OPER TRANS FR GEN FD	-509,829.00	.00	.00
250090 499200 FUND BAL APPROP - G/F	-526,241.00	-312,860.00	-312,860.00
TOTAL REVENUE	10,000.00	500.00	500.00

CITY OF HENDERSONVILLE
 FISCAL YEAR 2010-11 BUDGET
 CAPITAL RESERVE FUND - W/S

	FY 2009-10 BUDGET	FY 2010-11 MANAGER RECOMMEND	FY 2010-11 COUNCIL APPROVED
660070 483160 INTEREST INCOME - W/S	1,000.00	500.00	500.00
TOTAL REVENUE	1,000.00	500.00	500.00
660090 498060 OPER TRANS TO W/S FD	859,000.00	345,000.00	345,000.00
660090 498260 OPER TRANS FR W/S FD	-550,000.00	-550,000.00	-550,000.00
660090 499200 FUND BAL APPROP - W/S	-308,000.00	205,500.00	205,500.00
TOTAL REVENUE	1,000.00	500.00	500.00

CITY OF HENDERSONVILLE

FY 2010-11 BUDGET

WATER & SEWER FUND

REVENUE SUMMARIES

<u>CATEGORY</u>	<u>FY 2008-09</u>	<u>FY 2009-10</u>	<u>FY 2010-11</u>
WATER SALES	\$7,503,000	\$7,703,000	\$8,501,000
SEWER CHARGES	4,390,000	4,090,000	4,080,000
WATER PERMITS & FEES	721,000	421,000	333,500
SEWER PERMITS & FEES	265,000	135,000	99,000
INVESTMENT EARNINGS	260,000	203,000	17,600
MISCELLANEOUS INCOME	<u>5,900</u>	<u>6,300</u>	<u>8,300</u>
SUBTOTAL	\$13,144,900	\$12,558,300	\$13,039,400
FUND BALANCE APPROPRIATED	5,073,872	447,770	444,990
FUND BAL - WTP RENOVATION	4,100,000	3,610,000	0
FUND BAL - RAW WATER INTAKE	0	0	1,170,120
OPERATING TRANSFERS	<u>725,880</u>	<u>959,880</u>	<u>445,880</u>
TOTAL	<u>\$23,044,652</u>	<u>\$17,575,950</u>	<u>\$15,100,390</u>

CITY OF HENDERSONVILLE
 FISCAL YEAR 2010-11 BUDGET
 WATER AND SEWER FUND

	FY 2009-10 BUDGET	FY 2010-11 MANAGER RECOMMEND	FY 2010-11 COUNCIL APPROVED
600012 451100 WATER SALES - GENERAL	7,700,000.00	8,500,000.00	8,500,000.00
600012 451200 WATER SALES - MISCELL	3,000.00	1,000.00	1,000.00
600013 451300 SEWER CHARGES	4,000,000.00	4,000,000.00	4,000,000.00
600013 451400 SEPTIC TANK DISPOSAL	90,000.00	80,000.00	80,000.00
600050 445200 WATER PERMITS & FEES	6,000.00	3,500.00	3,500.00
600050 452100 WATER TAP FEES	160,000.00	80,000.00	80,000.00
600050 452200 WATER CUSTOMER PART	.00	2,000.00	2,000.00
600050 452300 RECONNECT SERVICE CHG	15,000.00	40,000.00	40,000.00
600050 452400 TURN ON SERVICE CHG	40,000.00	40,000.00	40,000.00
600050 452500 WATER SYS DEV CHARGES	200,000.00	120,000.00	120,000.00
600050 452600 BRIGHTWATER FEES	.00	48,000.00	48,000.00
600055 453000 SEWER PERMITS & FEES	3,000.00	2,000.00	2,000.00
600055 453100 SEWER TAP FEES	11,000.00	12,000.00	12,000.00
600055 453200 SEWER CUSTOMER PART	5,000.00	1,000.00	1,000.00
600055 453300 SEWER BILLING SERVICE	8,000.00	9,000.00	9,000.00
600055 453400 SEWER SURCHARGES	5,000.00	5,000.00	5,000.00
600055 453500 SEWER SYS DEV CHARGES	100,000.00	65,000.00	65,000.00
600055 453600 SWR PRETREAT COST REC	3,000.00	5,000.00	5,000.00
600070 483100 INTEREST INCOME	200,000.00	17,500.00	17,500.00
600070 483102 INT INCOME-SWEEP ACCT	3,000.00	100.00	100.00
600080 443660 SALE OF F/ASSETS-W/S	500.00	2,500.00	2,500.00
600080 443800 DISCOUNTS EARNED	800.00	800.00	800.00

CITY OF HENDERSONVILLE
 FISCAL YEAR 2010-11 BUDGET
 WATER AND SEWER FUND

	FY 2009-10 BUDGET	FY 2010-11 MANAGER RECOMMEND	FY 2010-11 COUNCIL APPROVED
600080 443900 MISCELLANEOUS INCOME	5,000.00	5,000.00	5,000.00
600080 444000 INSURANCE SETTLEMENTS	.00	.00	.00
600090 498209 RURAL CENTER GRANT	.00	.00	.00
600090 498210 OPER TRANS FR GEN FD	100,880.00	100,880.00	100,880.00
600090 499100 PROCEEDS OF DEBT	.00	.00	.00
600090 499200 FUND BALANCE APPROP	1,323,157.00	444,990.00	444,990.00
600090 499201 FUND BAL - WTP RENOV	3,610,000.00	.00	.00
600090 499202 FUND BAL - RAW WATER	.00	1,170,120.00	1,170,120.00
600090 499800 OPER TRANS FR CR FUND	859,000.00	345,000.00	345,000.00
TOTAL REVENUE	18,451,337.00	15,100,390.00	15,100,390.00

CITY OF HENDERSONVILLE

FY 2010-11 BUDGET

WATER & SEWER FUND

APPROPRIATION SUMMARIES

<u>DEPARTMENTAL</u>	<u>FY 2008-09</u>	<u>FY 2009-10</u>	<u>FY 2010-11</u>
PERSONNEL COSTS	\$3,958,840	\$4,064,840	\$4,071,850
OPERATING COSTS	4,243,110	3,978,900	3,915,150
CAPITAL OUTLAY	<u>6,291,640</u>	<u>1,965,300</u>	<u>1,977,640</u>
SUBTOTAL	\$14,493,590	\$10,009,040	\$9,964,640
NON-DEPARTMENTAL	5,492,822	4,794,480	2,352,510
DEBT SERVICE	2,858,240	2,572,430	2,583,240
CONTINGENCIES	<u>200,000</u>	<u>200,000</u>	<u>200,000</u>
TOTAL	<u>\$23,044,652</u>	<u>\$17,575,950</u>	<u>\$15,100,390</u>
BUDGETED POSITIONS	68	68	68

depsum24

CITY OF HENDERSONVILLE

FY 2010-11 BUDGET

WATER & SEWER ADMINISTRATION

APPROPRIATION SUMMARIES

<u>DEPARTMENTAL</u>	<u>FY 2008-09</u>	<u>FY 2009-10</u>	<u>FY 2010-11</u>
PERSONNEL COSTS	\$202,670	\$199,540	\$216,080
OPERATING COSTS	191,450	161,500	127,250
CAPITAL OUTLAY	<u>8,600</u>	<u>0</u>	<u>0</u>
TOTAL	\$402,720	\$361,040	\$343,330
 BUDGETED POSITIONS	 3	 3	 3

depsum12

CITY OF HENDERSONVILLE
FISCAL YEAR 2010-11 BUDGET
WATER AND SEWER FUND

WATER & SEWER ADMINISTRATION	FY 2009-10 BUDGET	FY 2010-11 MANAGER RECOMMEND	FY 2010-11 COUNCIL APPROVED
607110 512100 SALARIES & WAGES-REG:	162,300.00	168,660.00	168,660.00
607110 512600 SALARIES & WAGES-TEMP	1,000.00	1,000.00	1,000.00
607110 518100 FICA TAX EXPENSE	12,300.00	12,810.00	12,810.00
607110 518200 RETIREMENT EXPENSE	8,100.00	10,570.00	10,570.00
607110 518300 GROUP MED & LIFE INS	20,320.00	20,040.00	20,040.00
607110 518600 WORKER'S COMP INS	9,700.00	4,000.00	4,000.00
607110 519000 PROF SERVICES	30,000.00	20,000.00	20,000.00
607110 519400 PROF SERVICES-ENGRING	20,000.00	10,000.00	10,000.00
607110 521100 JANITORIAL SUPPLIES	6,000.00	6,000.00	6,000.00
607110 521200 UNIFORMS	100.00	100.00	100.00
607110 525100 GASOLINE & DIESEL	1,350.00	1,200.00	1,200.00
607110 526000 OFFICE SUPPLIES	3,200.00	3,000.00	3,000.00
607110 529900 SUPPLIES & MATERIALS	600.00	600.00	600.00
607110 532100 TELEPHONE	2,500.00	2,500.00	2,500.00
607110 532500 POSTAGE	300.00	300.00	300.00
607110 533000 UTILITIES	42,500.00	42,500.00	42,500.00
607110 535100 R & M - BUILDINGS	3,000.00	3,000.00	3,000.00
607110 535200 R & M - EQUIPMENT	500.00	500.00	500.00
607110 535300 R & M -AUTO/TRUCKS	500.00	500.00	500.00
607110 537000 ADVERTISING	1,000.00	1,000.00	1,000.00
607110 539400 TRAVEL	1,600.00	4,000.00	4,000.00
607110 539500 TRAINING	1,800.00	2,800.00	2,800.00


CITY OF HENDERSONVILLE
 FISCAL YEAR 2010-11 BUDGET
 WATER AND SEWER FUND

WATER & SEWER ADMINISTRATION	FY 2009-10 BUDGET	FY 2010-11 MANAGER RECOMMEND	FY 2010-11 COUNCIL APPROVED
607110 545600 LIAB/PROP INS & BONDS	1,200.00	1,400.00	1,400.00
607110 549100 DUES & SUBSCRIPTIONS	250.00	250.00	250.00
607110 553000 CAP OUTLAY-NON DEPREC	.00	.00	.00
607110 555000 CAP OUTLAY-OTR EQUIP	.00	.00	.00
607110 569000 CONTRACTED SERVICES	45,100.00	42,000.00	42,000.00
607110 598010 DEPARTMENTAL CHGS-G/F	-13,180.00	-14,400.00	-14,400.00
TOTAL APPROPRIATION	361,040.00	343,330.00	343,330.00
WATER & SEWER ADMINISTRATION			

CITY OF HENDERSONVILLE

FY 2010-11 BUDGET

WATER & SEWER FINANCE



APPROPRIATION SUMMARIES

<u>DEPARTMENTAL</u>	<u>FY 2008-09</u>	<u>FY 2009-10</u>	<u>FY 2010-11</u>
PERSONNEL COSTS	\$478,600	\$481,420	\$478,410
OPERATING COSTS	349,200	401,200	396,200
CAPITAL OUTLAY	<u>2,000</u>	<u>2,000</u>	<u>2,000</u>
TOTAL	\$829,800	\$884,620	\$876,610

depsum13

CITY OF HENDERSONVILLE
 FISCAL YEAR 2010-11 BUDGET
 WATER AND SEWER FUND

W & S FINANCE	FY 2009-10 BUDGET	FY 2010-11 MANAGER RECOMMEND	FY 2010-11 COUNCIL APPROVED
607113 519000 PROFESSIONAL SERVICES	30,000.00	30,000.00	30,000.00
607113 519100 PROF SERVICES - AUDIT	20,000.00	20,000.00	20,000.00
607113 526000 OFFICE SUPPLIES	110,000.00	110,000.00	110,000.00
607113 532100 TELEPHONE	3,000.00	3,000.00	3,000.00
607113 532500 POSTAGE	145,000.00	145,000.00	145,000.00
607113 535200 R & M - EQUIPMENT	4,500.00	4,500.00	4,500.00
607113 539400 TRAVEL	200.00	200.00	200.00
607113 539500 TRAINING	3,000.00	3,000.00	3,000.00
607113 545600 LIAB/PROP INS & BONDS	3,000.00	3,000.00	3,000.00
607113 549200 UNCOLLECTIBLE ACCOUNT	30,000.00	30,000.00	30,000.00
607113 549300 CASH SHORT/OVER	500.00	500.00	500.00
607113 553000 CAP OUTLAY-NON DEPREC	2,000.00	2,000.00	2,000.00
607113 569000 CONTRACTED SERVICES	7,000.00	2,000.00	2,000.00
607113 598800 DEPT CHGS - PERSONNEL	481,420.00	478,410.00	478,410.00
607113 598801 DEPT CHGS - OPERATING	45,000.00	45,000.00	45,000.00
TOTAL APPROPRIATION W & S FINANCE	884,620.00	876,610.00	876,610.00

CITY OF HENDERSONVILLE

FY 2010-11 BUDGET

FACILITIES MAINTENANCE



APPROPRIATION SUMMARIES

<u>DEPARTMENTAL</u>	<u>FY 2008-09</u>	<u>FY 2009-10</u>	<u>FY 2010-11</u>
PERSONNEL COSTS	\$382,620	\$372,120	\$404,150
OPERATING COSTS	389,100	413,500	420,000
CAPITAL OUTLAY	<u>290,310</u>	<u>352,000</u>	<u>288,640</u>
TOTAL	\$1,062,030	\$1,137,620	\$1,112,790
BUDGETED POSITIONS	6	6	6

depsum16

CITY OF HENDERSONVILLE
 FISCAL YEAR 2010-11 BUDGET
 WATER AND SEWER FUND

FACILITIES MAINTENANCE	FY 2009-10 BUDGET	FY 2010-11 MANAGER RECOMMEND	FY 2010-11 COUNCIL APPROVED
607123 512100 SALARIES & WAGES-REG	264,200.00	297,180.00	297,180.00
607123 512200 SALARIES & WAGES-O/T	10,000.00	10,000.00	10,000.00
607123 518100 FICA TAX EXPENSE	20,100.00	21,340.00	21,340.00
607123 518200 RETIREMENT EXPENSE	13,200.00	17,280.00	17,280.00
607123 518300 GROUP MED & LIFE INS	40,640.00	40,080.00	40,080.00
607123 518600 WORKER'S COMP INS	16,000.00	12,000.00	12,000.00
607123 518900 RETIREE INSURANCE	7,980.00	6,270.00	6,270.00
607123 519000 PROFESSIONAL SERVICES	1,000.00	1,000.00	1,000.00
607123 521200 UNIFORMS	2,800.00	2,400.00	2,400.00
607123 525100 GASOLINE & DIESEL	10,000.00	11,000.00	11,000.00
607123 529900 SUPPLIES & MATERIALS	16,500.00	16,000.00	16,000.00
607123 533000 UTILITIES	225,000.00	225,000.00	225,000.00
607123 535100 R & M - BUILDINGS	6,000.00	6,000.00	6,000.00
607123 535200 R & M - EQUIPMENT	42,000.00	40,000.00	40,000.00
607123 535300 R & M - AUTO/TRUCKS	7,400.00	7,500.00	7,500.00
607123 539400 TRAVEL	800.00	500.00	500.00
607123 539500 TRAINING	800.00	500.00	500.00
607123 543900 RENT - EQUIPMENT	4,000.00	4,000.00	4,000.00
607123 545600 LIAB/PROP INS & BONDS	10,000.00	10,500.00	10,500.00
607123 549100 DUES & SUBSCRIPTIONS	1,000.00	1,000.00	1,000.00
607123 553000 CAP OUTLAY-NON DEPREC	.00	20,640.00	20,640.00
607123 554000 CAP OUTLAY-MTR VEHS	.00	.00	.00

CITY OF HENDERSONVILLE
 FISCAL YEAR 2010-11 BUDGET
 WATER AND SEWER FUND

FACILITIES MAINTENANCE	FY 2009-10 BUDGET	FY 2010-11 MANAGER RECOMMEND	FY 2010-11 COUNCIL APPROVED
607123 555000 CAP OUTLAY-OTR EQUIP	22,000.00	23,000.00	23,000.00
607123 556000 CAP OUTLAY-MTRZED EQ	2,000.00	2,000.00	2,000.00
607123 559900 CAP OUTLAY-OTHER IMPR	330,000.00	245,000.00	245,000.00
607123 569000 CONTRACTED SERVICES	66,200.00	74,600.00	74,600.00
607123 595800 CUSTOMER PARTICIPATE	20,000.00	20,000.00	20,000.00
TOTAL APPROPRIATION FACILITIES MAINTENANCE	1,137,620.00	1,112,790.00	1,112,790.00

CITY OF HENDERSONVILLE

FY 2010-11 BUDGET

WATER TREATMENT PLANT



APPROPRIATION SUMMARIES

<u>DEPARTMENTAL</u>	<u>FY 2008-09</u>	<u>FY 2009-10</u>	<u>FY 2010-11</u>
PERSONNEL COSTS	\$523,850	\$576,510	\$570,810
OPERATING COSTS	1,229,200	961,350	884,500
CAPITAL OUTLAY	<u>457,500</u>	<u>4,300</u>	<u>399,000</u>
TOTAL	\$2,210,550	\$1,542,160	\$1,854,310
BUDGETED POSITIONS	11	11	11

depsum17

CITY OF HENDERSONVILLE
 FY 2010-11 BUDGET REQUEST
 WATER AND SEWER FUND

	FY 2009-10 BUDGET	FY 2010-11 MANAGER RECOMMEND	FY 2010-11 COUNCIL APPROVED
607124 512100 SALARIES & WAGES-REG	415,200.00	413,520.00	413,520.00
607124 512200 SALARIES & WAGES-O/T	9,000.00	9,000.00	9,000.00
607124 518100 FICA TAX EXPENSE	31,900.00	31,300.00	31,300.00
607124 518200 RETIREMENT EXPENSE	20,900.00	26,010.00	26,010.00
607124 518300 GROUP MED & LIFE INS	74,510.00	73,480.00	73,480.00
607124 518600 WORKER'S COMP INS	20,000.00	17,500.00	17,500.00
607124 519000 PROFESSIONAL SERVICES	11,000.00	11,000.00	11,000.00
607124 519400 PROF SERVICES-ENGRING	5,000.00	5,000.00	5,000.00
607124 521100 JANITORIAL SUPPLIES	2,500.00	3,000.00	3,000.00
607124 521200 UNIFORMS	5,500.00	5,700.00	5,700.00
607124 523000 MEDICAL SUPPLIES	250.00	200.00	200.00
607124 525100 GASOLINE & DIESEL	5,500.00	3,500.00	3,500.00
607124 526000 OFFICE SUPPLIES	1,600.00	1,400.00	1,400.00
607124 526100 LABORATORY SUPPLIES	22,000.00	28,000.00	28,000.00
607124 529000 CHEMICALS	290,000.00	360,000.00	360,000.00
607124 529900 SUPPLIES & MATERIALS	20,000.00	18,000.00	18,000.00
607124 532100 TELEPHONE	4,200.00	4,000.00	4,000.00
607124 532500 POSTAGE	1,000.00	500.00	500.00
607124 533000 UTILITIES	250,000.00	340,000.00	340,000.00
607124 535100 R & M - BUILDINGS	5,000.00	7,000.00	7,000.00
607124 535200 R & M - EQUIPMENT	50,000.00	50,000.00	50,000.00
607124 535300 R & M - AUTO/TRUCKS	4,000.00	4,000.00	4,000.00


CITY OF HENDERSONVILLE
 FY 2010-11 BUDGET REQUEST
 WATER AND SEWER FUND

	FY 2009-10 BUDGET	FY 2010-11 MANAGER RECOMMEND	FY 2010-11 COUNCIL APPROVED
607124 539400 TRAVEL	1,800.00	1,800.00	1,800.00
607124 539500 TRAINING & TRAVEL	3,800.00	3,500.00	3,500.00
607124 545600 LIAB/PROP INS & BONDS	13,000.00	14,200.00	14,200.00
607124 549100 DUES & SUBSCRIPTIONS	7,200.00	7,200.00	7,200.00
607124 554000 CAP OUTLAY-MOTOR VEH	4,300.00	51,000.00	51,000.00
607124 555000 CAP OUTLAY-OTR EQUIP	.00	.00	.00
607124 559900 CAP OUTLAY-OTR IMPMNTS	.00	348,000.00	348,000.00
607124 569000 CONTRACTED SERVICES	272,000.00	30,000.00	30,000.00
607124 569100 SLUDGE MANAGEMENT	2,000.00	1,500.00	1,500.00
TOTAL APPROPRIATION	1,542,160.00	1,854,310.00	1,854,310.00

CITY OF HENDERSONVILLE

FY 2010-11 BUDGET

SHOP OPERATIONS



APPROPRIATION SUMMARIES

<u>DEPARTMENTAL</u>	<u>FY 2008-09</u>	<u>FY 2009-10</u>	<u>FY 2010-11</u>
PERSONNEL COSTS	\$659,980	\$692,710	\$672,280
OPERATING COSTS	127,700	123,700	119,400
CAPITAL OUTLAY	<u>62,800</u>	<u>0</u>	<u>0</u>
TOTAL	\$850,480	\$816,410	\$791,680
BUDGETED POSITIONS	14	14	14

depsum18

CITY OF HENDERSONVILLE
 FISCAL YEAR 2010-11 BUDGET
 WATER AND SEWER FUND

SHOP OPERATIONS CENTER	FY 2009-10 BUDGET	FY 2010-11 MANAGER RECOMMEND	FY 2010-11 COUNCIL APPROVED
607125 512100 SALARIES & WAGES-REG	503,100.00	492,760.00	492,760.00
607125 512200 SALARIES & WAGES-O/T	.00	2,500.00	2,500.00
607125 518100 FICA TAX EXPENSE	35,600.00	34,950.00	34,950.00
607125 518200 RETIREMENT EXPENSE	23,300.00	28,960.00	28,960.00
607125 518300 GROUP MED & LIFE INS	94,830.00	86,840.00	86,840.00
607125 518600 WORKER'S COMP INS	27,900.00	20,000.00	20,000.00
607125 518900 RETIREE INSURANCE	7,980.00	6,270.00	6,270.00
607125 521200 UNIFORMS	4,600.00	4,000.00	4,000.00
607125 523000 MEDICAL SUPPLIES	1,000.00	1,000.00	1,000.00
607125 525100 GASOLINE & DIESEL	20,400.00	20,000.00	20,000.00
607125 526000 OFFICE SUPPLIES	3,500.00	3,500.00	3,500.00
607125 529900 SUPPLIES & MATERIALS	20,000.00	18,000.00	18,000.00
607125 532100 TELEPHONE	20,000.00	18,000.00	18,000.00
607125 533000 UTILITIES	.00	.00	.00
607125 535200 R & M - EQUIPMENT	5,000.00	5,000.00	5,000.00
607125 535300 R & M - AUTO/TRUCKS	15,000.00	15,000.00	15,000.00
607125 539400 TRAVEL	1,500.00	1,500.00	1,500.00
607125 539500 TRAINING	1,500.00	2,000.00	2,000.00
607125 545600 LIAB/PROP INS & BONDS	7,500.00	7,700.00	7,700.00
607125 549100 DUES & SUBSCRIPTIONS	13,000.00	13,000.00	13,000.00
607125 552000 CAP OUTLAY-DP EQUIP	.00	.00	.00
607125 553000 CAP OUTLAY-NON DEPREC	.00	.00	.00

CITY OF HENDERSONVILLE
 FISCAL YEAR 2010-11 BUDGET
 WATER AND SEWER FUND

SHOP OPERATIONS CENTER	FY 2009-10 BUDGET	FY 2010-11 MANAGER RECOMMEND	FY 2010-11 COUNCIL APPROVED
607125 554000 CAP OUTLAY-MTR VEHS	.00	.00	.00
607125 569000 CONTRACTED SERVICES	10,700.00	10,700.00	10,700.00
TOTAL APPROPRIATION SHOP OPERATIONS CENTER	816,410.00	791,680.00	791,680.00

CITY OF HENDERSONVILLE

FY 2010-11 BUDGET

WATER MAINTENANCE & CONSTRUCTION



APPROPRIATION SUMMARIES

<u>DEPARTMENTAL</u>	<u>FY 2008-09</u>	<u>FY 2009-10</u>	<u>FY 2010-11</u>
PERSONNEL COSTS	\$669,200	\$688,730	\$680,800
OPERATING COSTS	899,010	610,650	652,500
CAPITAL OUTLAY	<u>1,640,800</u>	<u>1,309,000</u>	<u>970,000</u>
TOTAL	\$3,209,010	\$2,608,380	\$2,303,300
BUDGETED POSITIONS	14	14	14

depsum19

CITY OF HENDERSONVILLE
 FISCAL YEAR 2010-11 BUDGET
 WATER AND SEWER FUND

WATER MAINTENANCE & CONSTRUCTN	FY 2009-10 BUDGET	FY 2010-11 MANAGER RECOMMEND	FY 2010-11 COUNCIL APPROVED
607126 512100 SALARIES & WAGES-REG.	469,500.00	466,350.00	466,350.00
607126 512200 SALARIES & WAGES-O/T	36,500.00	36,500.00	36,500.00
607126 518100 FICA TAX EXPENSE	36,000.00	35,160.00	35,160.00
607126 518200 RETIREMENT EXPENSE	23,600.00	29,270.00	29,270.00
607126 518300 GROUP MED & LIFE INS	94,830.00	93,520.00	93,520.00
607126 518600 WORKER'S COMP INS	28,300.00	20,000.00	20,000.00
607126 519000 PROFESSIONAL SERVICES	5,000.00	5,000.00	5,000.00
607126 521200 UNIFORMS	5,500.00	5,500.00	5,500.00
607126 525100 GASOLINE & DIESEL	34,000.00	26,000.00	26,000.00
607126 529900 SUPPLIES & MATERIALS	60,000.00	60,000.00	60,000.00
607126 535200 R & M - EQUIPMENT	30,000.00	25,000.00	25,000.00
607126 535300 R & M - AUTO/TRUCKS	20,000.00	25,000.00	25,000.00
607126 539400 TRAVEL	1,000.00	1,000.00	1,000.00
607126 539500 TRAINING	2,500.00	2,500.00	2,500.00
607126 545600 LIAB/PROP INS & BONDS	17,250.00	22,100.00	22,100.00
607126 549100 DUES & SUBSCRIPTIONS	5,400.00	5,400.00	5,400.00
607126 553000 CAP OUTLAY-NON DEPREC	3,370.00	.00	.00
607126 554000 CAP OUTLAY-MTR VEHS	.00	45,000.00	45,000.00
607126 559600 CAP OUTLAY-LINE UPGRD	752,652.00	.00	.00
607126 559700 CAP OUTLAY-OVRSIZE LN	30,000.00	30,000.00	30,000.00
607126 559900 CAP OUTLAY-OTR IMPMTS	1,279,000.00	895,000.00	895,000.00
607126 569000 CONTRACTED SERVICES	35,000.00	35,000.00	35,000.00


CITY OF HENDERSONVILLE
 FISCAL YEAR 2010-11 BUDGET
 WATER AND SEWER FUND

WATER MAINTENANCE & CONSTRUCTN	FY 2009-10 BUDGET	FY 2010-11 MANAGER RECOMMEND	FY 2010-11 COUNCIL APPROVED
607126 595600 ISSUES FROM INVENTORY	300,000.00	350,000.00	350,000.00
607126 595800 CUSTOMER PORTION	10,000.00	5,000.00	5,000.00
607126 598500 PAVING CUT REPAIRS	90,000.00	90,000.00	90,000.00
607126 598600 REIMBURSE WATER DEPT	-5,000.00	-5,000.00	-5,000.00
TOTAL APPROPRIATION WATER MAINTENANCE & CONSTRUCTN	3,364,402.00	2,303,300.00	2,303,300.00

CITY OF HENDERSONVILLE

FY 2010-11 BUDGET

WASTE WATER TREATMENT PLANT



APPROPRIATION SUMMARIES

<u>DEPARTMENTAL</u>	<u>FY 2008-09</u>	<u>FY 2009-10</u>	<u>FY 2010-11</u>
PERSONNEL COSTS	\$553,870	\$563,120	\$563,890
OPERATING COSTS	811,500	786,500	820,900
CAPITAL OUTLAY	<u>0</u>	<u>0</u>	<u>0</u>
TOTAL	\$1,365,370	\$1,349,620	\$1,384,790
 BUDGETED POSITIONS	 10	 10	 10

depsum20

CITY OF HENDERSONVILLE
FISCAL YEAR 2010-11 BUDGET
WATER AND SEWER FUND

WASTEWATER TREATMENT PLANT	FY 2009-10 BUDGET	FY 2010-11 MANAGER RECOMMEND	FY 2010-11 COUNCIL APPROVED
607134 512100 SALARIES & WAGES-REG	411,100.00	413,520.00	413,520.00
607134 512200 SALARIES & WAGES-O/T	2,000.00	2,000.00	2,000.00
607134 518100 FICA TAX EXPENSE	30,500.00	30,890.00	30,890.00
607134 518200 RETIREMENT EXPENSE	19,900.00	25,710.00	25,710.00
607134 518300 GROUP MED & LIFE INS	67,740.00	66,800.00	66,800.00
607134 518600 WORKER'S COMP INS	23,900.00	20,700.00	20,700.00
607134 518900 RETIREE INSURANCE	7,980.00	6,270.00	6,270.00
607134 519000 PROFESSIONAL SERVICES	2,000.00	2,000.00	2,000.00
607134 521200 UNIFORMS	6,000.00	6,000.00	6,000.00
607134 523000 MEDICAL SUPPLIES	500.00	500.00	500.00
607134 525100 GASOLINE & DIESEL	6,000.00	5,500.00	5,500.00
607134 526000 OFFICE SUPPLIES	900.00	900.00	900.00
607134 526100 LABORATORY SUPPLIES	15,000.00	15,000.00	15,000.00
607134 529000 CHEMICALS	10,000.00	12,000.00	12,000.00
607134 529900 SUPPLIES & MATERIALS	9,000.00	9,000.00	9,000.00
607134 532100 TELEPHONE	4,000.00	4,000.00	4,000.00
607134 532500 POSTAGE	4,500.00	3,500.00	3,500.00
607134 533000 UTILITIES	225,000.00	240,000.00	240,000.00
607134 535100 R & M - BUILDINGS	2,000.00	2,000.00	2,000.00
607134 535200 R & M - EQUIPMENT	80,000.00	80,000.00	80,000.00
607134 535300 R & M - AUTO/TRUCKS	4,000.00	4,000.00	4,000.00
607134 537000 ADVERTISING	500.00	500.00	500.00


CITY OF HENDERSONVILLE
 FISCAL YEAR 2010-11 BUDGET
 WATER AND SEWER FUND

WASTEWATER TREATMENT PLANT	FY 2009-10 BUDGET	FY 2010-11 MANAGER RECOMMEND	FY 2010-11 COUNCIL APPROVED
607134 539400 TRAVEL	2,000.00	2,000.00	2,000.00
607134 539500 TRAINING	3,500.00	3,500.00	3,500.00
607134 545600 LIAB/PROP INS & BONDS	14,000.00	11,500.00	11,500.00
607134 549100 DUES & SUBSCRIPTIONS	9,600.00	11,000.00	11,000.00
607134 549700 PRETREATMENT PROGRAM	8,000.00	8,000.00	8,000.00
607134 569000 CONTRACTED SERVICES	20,000.00	20,000.00	20,000.00
607134 569100 SLUDGE MANAGEMENT	360,000.00	380,000.00	380,000.00
TOTAL APPROPRIATION	1,349,620.00	1,384,790.00	1,384,790.00
WASTEWATER TREATMENT PLANT			

CITY OF HENDERSONVILLE

FY 2010-11 BUDGET

SEWER MAINTENANCE & CONSTRUCTION



APPROPRIATION SUMMARIES

<u>DEPARTMENTAL</u>	<u>FY 2008-09</u>	<u>FY 2009-10</u>	<u>FY 2010-11</u>
PERSONNEL COSTS	\$488,050	\$490,690	\$483,430
OPERATING COSTS	556,500	518,500	495,900
CAPITAL OUTLAY	<u>196,300</u>	<u>300,000</u>	<u>318,000</u>
TOTAL	\$1,240,850	\$1,309,190	\$1,297,330
 BUDGETED POSITIONS	 10	 10	 10

depsum21

CITY OF HENDERSONVILLE
 FISCAL YEAR 2010-11 BUDGET
 WATER AND SEWER FUND

SEWER MAINTENANCE & CONSTRUCTN	FY 2009-10 BUDGET	FY 2010-11 MANAGER RECOMMEND	FY 2010-11 COUNCIL APPROVED
607136 512100 SALARIES & WAGES-REG	334,500.00	330,200.00	330,200.00
607136 512200 SALARIES & WAGES-O/T	25,750.00	25,000.00	25,000.00
607136 518100 FICA TAX EXPENSE	25,700.00	25,100.00	25,100.00
607136 518200 RETIREMENT EXPENSE	16,800.00	20,830.00	20,830.00
607136 518300 GROUP MED & LIFE INS	67,740.00	66,800.00	66,800.00
607136 518600 WORKER'S COMP INS	20,200.00	15,500.00	15,500.00
607136 519000 PROFESSIONAL SERVICES	2,500.00	2,500.00	2,500.00
607136 521200 UNIFORMS	3,500.00	3,500.00	3,500.00
607136 525100 GASOLINE & DIESEL	22,000.00	18,000.00	18,000.00
607136 529900 SUPPLIES & MATERIALS	55,000.00	50,000.00	50,000.00
607136 535200 R & M - EQUIPMENT	20,000.00	20,000.00	20,000.00
607136 535300 R & M - AUTO/TRUCKS	22,000.00	30,000.00	30,000.00
607136 539400 TRAVEL	1,000.00	1,000.00	1,000.00
607136 539500 TRAINING	2,000.00	2,100.00	2,100.00
607136 543900 RENT - EQUIPMENT	1,000.00	1,000.00	1,000.00
607136 545600 LIAB/PROP INS & BONDS	9,500.00	9,800.00	9,800.00
607136 549100 DUES & SUBSCRIPTIONS	3,000.00	3,000.00	3,000.00
607136 553000 CAP OUTLAY-NON DEPREC	.00	.00	.00
607136 554000 CAP OUTLAY-MOTOR VEHS	.00	.00	.00
607136 559600 CAP OUTLAY-I/I UPGRD	160,000.00	100,000.00	100,000.00
607136 559700 CAP OUTLAY-LINE UPGRD	140,000.00	144,000.00	144,000.00
607136 559900 CAP OUTLAY-OTR IMPMTS	119,365.00	74,000.00	74,000.00


CITY OF HENDERSONVILLE
FISCAL YEAR 2010-11 BUDGET
WATER AND SEWER FUND

SEWER MAINTENANCE & CONSTRUCTN	FY 2009-10 BUDGET	FY 2010-11 MANAGER RECOMMEND	FY 2010-11 COUNCIL APPROVED
607136 569000 CONTRACTED SERVICES	282,000.00	265,000.00	265,000.00
607136 595600 ISSUES FROM INVENTORY	30,000.00	30,000.00	30,000.00
607136 595800 CUSTOMER PORTION	5,000.00	.00	.00
607136 598500 PAVING CUT REPAIRS	65,000.00	65,000.00	65,000.00
607136 598600 REIMBURSE SEWER DEPT	-5,000.00	-5,000.00	-5,000.00
TOTAL APPROPRIATION SEWER MAINTENANCE & CONSTRUCTN	1,428,555.00	1,297,330.00	1,297,330.00

CITY OF HENDERSONVILLE

FY 2010-11 BUDGET

W/S – OTHER APPROPRIATIONS



APPROPRIATION SUMMARIES

<u>OTHER APPROPRIATIONS</u>	<u>FY 2008-09</u>	<u>FY 2009-10</u>	<u>FY 2010-11</u>
NON-DEPARTMENTAL	\$5,270,760	\$4,794,480	\$1,182,390
DEBT SERVICE	2,858,240	2,572,430	2,583,240
CONTINGENCIES	<u>200,000</u>	<u>200,000</u>	<u>200,000</u>
TOTAL	\$8,329,000	\$7,566,910	\$3,965,630

depsum22

CITY OF HENDERSONVILLE
 FISCAL YEAR 2010-11 BUDGET
 WATER AND SEWER FUND

NON-DEPARTMENTAL	FY 2009-10 BUDGET	FY 2010-11 MANAGER RECOMMEND	FY 2010-11 COUNCIL APPROVED
609619 500028 EMPLOYEE ASSISTANCE P	.00	3,000.00	3,000.00
609619 500030 TUITION REIMBURSEMENT	2,500.00	2,500.00	2,500.00
609619 518500 STATE UNEMPLOYMNT INS	5,000.00	5,000.00	5,000.00
609619 518900 RETIREE INSURANCE	5,000.00	5,000.00	5,000.00
609619 560200 OPER TRANS TO CR FUND	550,000.00	550,000.00	550,000.00
609619 560400 CONTR TO WTP PROJECT	3,610,000.00	.00	.00
609619 560472 CONTR TO RAW W/INTAKE	.00	1,170,120.00	1,170,120.00
609619 561800 CONTRIBUTION TO OPEB	100,000.00	100,000.00	100,000.00
609619 598030 GOVERNING BODY	36,900.00	27,080.00	27,080.00
609619 598031 ADMIN - CITY HALL	154,600.00	149,500.00	149,500.00
609619 598032 CITY ENGINEER	187,790.00	159,080.00	159,080.00
609619 598033 IT DEPARTMENT	51,160.00	95,350.00	95,350.00
609619 598034 LEGAL DEPARTMENT	91,530.00	85,880.00	85,880.00
TOTAL APPROPRIATION NON-DEPARTMENTAL	4,794,480.00	2,352,510.00	2,352,510.00

CITY OF HENDERSONVILLE
 FISCAL YEAR 2010-11 BUDGET
 WATER AND SEWER FUND

SPECIAL APPROPRIATIONS	FY 2009-10 BUDGET	FY 2010-11 MANAGER RECOMMEND	FY 2010-11 COUNCIL APPROVED

SPECIAL APPROPRIATIONS			
609620 560200 MILLS RIVER WATERSHED	.00	.00	.00
TOTAL APPROPRIATION SPECIAL APPROPRIATIONS	.00	.00	.00

CITY OF HENDERSONVILLE
 FISCAL YEAR 2010-11 BUDGET
 WATER AND SEWER FUND

DEBT SERVICE	FY 2009-10 BUDGET	FY 2010-11 MANAGER RECOMMEND	FY 2010-11 COUNCIL APPROVED
609621 571098 PRIN - 1998 REF BONDS	265,000.00	255,000.00	255,000.00
609621 571100 PRIN - SRLF SWR LINES	100,880.00	100,880.00	100,880.00
609621 571200 PRIN - SRLF WWTP PROJ	662,500.00	662,500.00	662,500.00
609621 571300 PRIN - BRIGHTWTR PROJ	.00	32,500.00	32,500.00
609621 571500 PRIN - WTP UPGRADE	885,150.00	919,900.00	919,900.00
609621 572098 INT - 1998 REF BONDS	23,400.00	24,250.00	24,250.00
609621 572100 INT - SRLF SWR LINES	27,700.00	11,480.00	11,480.00
609621 572200 INT - SRLF WWTP PROJ	250,650.00	231,350.00	231,350.00
609621 572300 INT - BRIGHTWTR PROJ	.00	16,120.00	16,120.00
609621 572500 INT - WTP UPGRADE	332,150.00	297,260.00	297,260.00
609621 575200 BANK SERVICE CHARGES	25,000.00	32,000.00	32,000.00
TOTAL APPROPRIATION DEBT SERVICE	2,572,430.00	2,583,240.00	2,583,240.00

CITY OF HENDERSONVILLE
 FISCAL YEAR 2010-11 BUDGET
 WATER AND SEWER FUND

CONTINGENCIES	FY 2009-10 BUDGET	FY 2010-11 MANAGER RECOMMEND	FY 2010-11 COUNCIL APPROVED
<hr style="border-top: 1px dashed black;"/>			
CONTINGENCIES			
609910 599100 CONTINGENCIES	200,000.00	200,000.00	200,000.00
TOTAL APPROPRIATION CONTINGENCIES	200,000.00	200,000.00	200,000.00

CITY OF HENDERSONVILLE

FY 2010-11 BUDGET

SOLID WASTE FUND

REVENUE SUMMARIES

<u>CATEGORY</u>	<u>FY 2008-09</u>	<u>FY 2009-10</u>	<u>FY 2010-11</u>
RESIDENTIAL	\$535,000	\$535,000	\$672,390
COMMERCIAL	125,000	125,000	144,610
RECYCLING	0	5,000	5,000
MISCELLANEOUS INCOME	<u>100</u>	<u>600</u>	<u>510</u>
SUBTOTAL	\$660,100	\$665,600	\$822,510
FUND BALANCE APPROPRIATED	140,250	224,440	0
OPERATING TRANSFERS	<u>292,060</u>	<u>387,600</u>	<u>250,970</u>
TOTAL	<u>\$1,092,410</u>	<u>\$1,277,640</u>	<u>\$1,073,480</u>

revsum3

CITY OF HENDERSONVILLE
 FISCAL YEAR 2010-11 BUDGET
 SOLID WASTE FUND

	FY 2009-10 BUDGET	FY 2010-11 MANAGER RECOMMEND	FY 2010-11 COUNCIL APPROVED
680014 451500 WASTE DISPSL FEES-RES	535,000.00	672,390.00	672,390.00
680014 451600 WASTE DISPSL FEES-COM	125,000.00	144,610.00	144,610.00
680014 451700 WASTE DISPSL FEES-REC	5,000.00	5,000.00	5,000.00
680070 483100 INTEREST INCOME	100.00	10.00	10.00
680080 443900 MISCELLANEOUS INCOME	500.00	500.00	500.00
680090 498210 OPER TRANS FR GEN FD	387,600.00	250,970.00	250,970.00
680090 499200 FUND BALANCE APPROP	224,440.00	.00	.00
TOTAL REVENUE	1,277,640.00	1,073,480.00	1,073,480.00

CITY OF HENDERSONVILLE

FY 2010-11 BUDGET

SOLID WASTE FUND

APPROPRIATION SUMMARIES

<u>DEPARTMENTAL</u>	<u>FY 2008-09</u>	<u>FY 2009-10</u>	<u>FY 2010-11</u>
PERSONNEL COSTS	\$441,600	\$438,770	\$436,840
OPERATING COSTS	650,810	648,870	636,640
CAPITAL OUTLAY	<u>0</u>	<u>190,000</u>	<u>0</u>
TOTAL	\$1,092,410	\$1,277,640	\$1,073,480
 BUDGETED POSITIONS	 10	 10	 10

depsum23

CITY OF HENDERSONVILLE
FISCAL YEAR 2010-11 BUDGET
SOLID WASTE FUND

SOLID WASTE DISPOSAL FUND	FY 2009-10 BUDGET	FY 2010-11 MANAGER RECOMMEND	FY 2010-11 COUNCIL APPROVED
684710 512100 SALARIES & WAGES-REG	290,110.00	288,270.00	288,270.00
684710 512200 SALARIES & WAGES-O/T	18,000.00	18,000.00	18,000.00
684710 518100 FICA TAX EXPENSE	22,530.00	23,460.00	23,460.00
684710 518200 RETIREMENT EXPENSE	14,730.00	19,470.00	19,470.00
684710 518300 GROUP MED & LIFE INS	67,740.00	66,800.00	66,800.00
684710 518600 WORKER'S COMP INS	9,700.00	8,300.00	8,300.00
684710 518900 RETIREE INSURANCE	15,960.00	12,540.00	12,540.00
684710 519000 PROFESSIONAL SERVICES	1,000.00	1,000.00	1,000.00
684710 519100 AUDIT FEES	1,000.00	1,000.00	1,000.00
684710 521200 UNIFORMS	4,500.00	4,500.00	4,500.00
684710 525100 GASOLINE & DIESEL	40,270.00	43,940.00	43,940.00
684710 525200 TIRES	14,000.00	14,000.00	14,000.00
684710 525300 VEHICLE PARTS	20,000.00	20,000.00	20,000.00
684710 525400 OIL, LUBRICATION, ETC	2,000.00	2,000.00	2,000.00
684710 526000 OFFICE SUPPLIES	700.00	700.00	700.00
684710 529900 SUPPLIES & MATERIALS	30,000.00	30,000.00	30,000.00
684710 532100 TELEPHONE	1,200.00	1,200.00	1,200.00
684710 532500 POSTAGE	2,000.00	2,000.00	2,000.00
684710 535200 R & M - EQUIPMENT	5,000.00	5,000.00	5,000.00
684710 535300 R & M - AUTO/TRUCKS	14,000.00	14,000.00	14,000.00
684710 545600 LIAB/PROP INS & BONDS	8,200.00	9,300.00	9,300.00
684710 549200 UNCOLLECTIBLE ACCOUNT	5,000.00	5,000.00	5,000.00

CITY OF HENDERSONVILLE
 FISCAL YEAR 2010-11 BUDGET
 SOLID WASTE FUND

SOLID WASTE DISPOSAL FUND	FY 2009-10 BUDGET	FY 2010-11 MANAGER RECOMMEND	FY 2010-11 COUNCIL APPROVED
684710 554000 CAP OUTLAY-MOTOR VEHS	160,000.00	.00	.00
684710 555000 CAP OUTLAY-OTR EQUIP	30,000.00	.00	.00
684710 569000 CONTRACTED SERVICES	215,000.00	218,000.00	218,000.00
684710 569300 TIPPING FEES	270,000.00	255,000.00	255,000.00
684710 598300 REIMB G/F FLEET MAINT	10,000.00	10,000.00	10,000.00
689619 518500 STATE UNEMPLOYMNT INS	5,000.00	.00	.00
689621 571000 PRINCIPAL - 2004 G/TR	.00	.00	.00
689621 572000 INTEREST -- 2004 G/TR	.00	.00	.00
 TOTAL APPROPRIATION SOLID WASTE DISPOSAL FUND	 1,277,640.00	 1,073,480.00	 1,073,480.00

CITY OF HENDERSONVILLE
 FISCAL YEAR 2010-11 BUDGET
 WTP RENOVATION PROJECT

	FY 2009-10 BUDGET	FY 2010-11 MANAGER RECOMMEND	FY 2010-11 COUNCIL APPROVED
710070 483160 INT INC - WTP PROJ	190,000.00	190,000.00	190,000.00
TOTAL APPROPRIATION	190,000.00	190,000.00	190,000.00
710090 498260 OPER TRANS FR WS FD	9,710,000.00	9,710,000.00	9,710,000.00
710090 499100 PROCEEDS OF DEBT	10,000,000.00	10,000,000.00	10,000,000.00
TOTAL APPROPRIATION	19,710,000.00	19,710,000.00	19,710,000.00
717124 519400 PROF SERVICES-ENGRING	1,225,000.00	1,060,000.00	1,060,000.00
717124 558000 CAP OUTLAY-BUILDINGS	17,296,300.00	17,296,300.00	17,296,300.00
717124 599100 CONTINGENCIES	1,378,700.00	1,543,700.00	1,543,700.00
TOTAL APPROPRIATION	19,900,000.00	19,900,000.00	19,900,000.00

CITY OF HENDERSONVILLE
 FISCAL YEAR 2010-11 BUDGET
 RAW WATER INTAKE PROJECT

	FY 2009-10 BUDGET	FY 2010-11 MANAGER RECOMMEND	FY 2010-11 COUNCIL APPROVED
720090 434990 GRANT REVENUE-NCRCDCG	500,000.00	500,000.00	500,000.00
720090 434991 GRANT REVENUE-USACEG	.00	.00	.00
720090 489260 CONTR FROM W&S FUND	1,170,119.00	1,170,119.00	1,170,119.00
720090 499100 NO INTEREST LOAN-DENR	.00	.00	.00
720090 499101 DEBT FORGIVENESS-DENR	.00	.00	.00
720090 499200 FUND BALANCE APPROP	.00	.00	.00
TOTAL APPROPRIATION	1,670,119.00	1,670,119.00	1,670,119.00
727124 519400 PROF SERVICES-ENGRING	264,800.00	264,800.00	264,800.00
727124 557000 CAP OUTLAY-LAND & ROW	93,300.00	93,300.00	93,300.00
727124 559900 CAP OUTLAY-OTR IMPMTS	1,214,720.00	1,214,720.00	1,214,720.00
727124 599100 CONTINGENCIES	97,299.00	97,299.00	97,299.00
TOTAL APPROPRIATION	1,670,119.00	1,670,119.00	1,670,119.00

CITY OF HENDERSONVILLE
 FISCAL YEAR 2010-11 BUDGET
 WOLF PEN CREEK SEWER OUTFALL

	FY 2009-10 BUDGET	FY 2010-11 MANAGER RECOMMEND	FY 2010-11 COUNCIL APPROVED
730090 499100 NO INTEREST LOAN-DENR	1,262,500.00	1,262,500.00	1,262,500.00
730090 499101 DEBT FORGIVENESS-DENR	1,262,500.00	1,262,500.00	1,262,500.00
TOTAL APPROPRIATION	2,525,000.00	2,525,000.00	2,525,000.00
737136 557000 CAP OUTLAY-LAND & ROW	75,000.00	75,000.00	75,000.00
737136 559900 CAP OUTLAY-OTR IMPMTS	2,450,000.00	2,450,000.00	2,450,000.00
TOTAL APPROPRIATION	2,525,000.00	2,525,000.00	2,525,000.00

2010 - 2011 Proposed Fee Changes

Department/Description	Current	Proposed
Administration:		
Application for Certificate of Public Convenience & Necessity (taxicab)	\$50.00	\$60.00
Copies - Black (per page)	\$0.10	\$0.15
Copies - Color (per page)	\$0.10	\$0.25
Planning:		
Subdivision Ordinance Copies - Black (per page)	\$0.06	\$0.15
Zoning Ordinance Copies - Black (per page)	\$0.06	\$0.15
Comprehensive Plan Copies - Black (per page)	\$0.06	\$0.15
Comprehensive Plan Copies - Color (per page)	\$0.06	\$0.25
Annexation, Voluntary (contiguous or satellite)	N/C	\$17.00
Special Use Reviews & Amendments - minimum	\$450.00	\$500.00
Police:		
Parking Meter	\$0.25 per hr	\$0.25 per 1/2 hr
Overtime/Expired Meter	\$5.00	\$10.00
Subsequent Overtime	\$10.00	\$20.00
Loading Zone/15 Minute Parking	\$5.00	\$10.00
Handicapped	\$100-\$250	\$250.00
Public Works:		
Boyd Park Mini-Golf		
Adults	\$1.50	\$3.00
Children	\$1.00	\$2.00
Park Usage		
Berkeley Park - Large Pavillion (May through September)	\$50/day	\$50/half day
Patton Park - Small Pavillion	\$25/day	\$25/half day
Patton Park - Large Pavillion (May through September)	\$50/day	\$50/half day
Patton Park - Field Usage for Organized Groups (per player per season)	Varies	\$10.00
Patton Pool		
Lap Swim	\$3.00	\$4.00
Daily Admittance Fee (adults)	\$4.00	\$5.00
Daily Admittance Fee (children) (3yrs or younger will be free with adult)	\$3.00	\$4.00
Daily Admittance Fee (non-swimmer)	\$1.00	\$2.00
Season Pass - Family - City Resident	\$120.00	\$150.00
Season Pass - Family - Non City Resident	\$240.00	\$300.00
Season Pass - Individual Adult - City Resident	\$65.00	\$75.00
Season Pass - Individual Adult - Non City Resident	\$130.00	\$150.00
Season Pass - Individual Senior - City Resident	\$50.00	\$60.00
Season Pass - Individual Senior - Non City Resident	\$60.00	\$120.00
Season Pass - Individual Youth - City Resident	\$50.00	\$60.00
Season Pass - Individual Youth - Non City Resident	\$100.00	\$120.00
Punch Pass - Adult - City Resident (15 admissions)	\$25.00	\$30.00
Punch Pass - Adult - Non City Resident (15 admissions)	\$45.00	\$50.00
Punch Pass - Youth - City Resident (15 admissions)	\$20.00	\$25.00
Punch Pass - Youth - Non City Resident (15 admissions)	\$40.00	\$45.00
Miscellaneous		
Electrical Usage for Special Events - Connection Fee	\$35.00	\$45.00
Electrical Usage for Special Events - Cost per Amp	\$3.00	\$4.00
Encroachment Permit Fee	N/C	\$10.00

Department/Description	Current	Proposed
Sanitation Division		
Special Loads (tipping fee added to special fee)	\$100.00	\$150.00
Solid Waste		
Residential - 96-gal container (non recycler)	\$14.50	\$17.00
Residential - 96-gal container (actively recycles)	\$10.00	\$12.50
Residential - 32-gal container (non recycler)	\$12.50	\$15.00
Residential - 32-gal container (actively recycles)	\$8.00	\$10.50
Commercial - Business refuse pickup per can (96-gal containers only)	\$25.00	\$28.75
Commercial - Container Lease per can (one time fee)	\$55.00	\$65.00
Operation Center Room Rental Rates		
Large Assembly Room (8 a.m. - 5 p.m.)	N/C	\$50.00
Large Assembly Room (5 p.m. - 10 p.m.)	N/C	\$25.00
Small Assembly Room (8 a.m. - 5 p.m.)	N/C	\$10.00
Small Assembly Room (5 p.m. - 10 p.m.)	N/C	\$5.00
Water & Sewer		
Water Rate Schedule		
Inside City Limits		
Residential		
Base Charge per Account	\$4.62 per month	\$5.54 per month
0 - 40,000 gallons	\$2.48/1000 gallons	\$2.55/1000 gallons
> 40,000 gallons	\$2.73/1000 gallons	\$2.81/1000 gallons
Commercial/Industrial		
Base Charge per Account	\$4.62 per month	\$5.54 per month
0 - 40,000 gallons	\$2.48/1000 gallons	\$2.55/1000 gallons
40,000 - 200,000 gallons	\$1.88/1000 gallons	\$1.93/1000 gallons
> 200,000 gallons	\$1.76/1000 gallons	\$1.81/1000 gallons
Irrigation		
Base Charge per Account	\$5.08 per month	\$6.10 per month
0 - 40,000 gallons	\$2.73/1000 gallons	\$2.81/1000 gallons
> 40,000 gallons	\$3.00/1000 gallons	\$3.09/1000 gallons
Outside City Limits		
Residential		
Base Charge per Account	\$7.38 per month	\$8.86 per month
0 - 40,000 gallons	\$3.97/1000 gallons	\$4.08/1000 gallons
> 40,000 gallons	\$4.37/1000 gallons	\$4.49/1000 gallons
Commercial/Industrial		
Base Charge per Account	\$7.38 per month	\$8.86 per month
0 - 40,000 gallons	\$3.97/1000 gallons	\$4.08/1000 gallons
40,000 - 200,000 gallons	\$2.96/1000 gallons	\$3.04/1000 gallons
> 200,000 gallons	\$2.80/1000 gallons	\$2.88/1000 gallons
Municipal		
Base Charge per Account		\$8.86 per month
All Usage		\$2.65/1000 gallons
Irrigation		
Base Charge per Account	\$8.12 per month	\$9.74 per month
0 - 40,000 gallons	\$4.37/1000 gallons	\$4.49/1000 gallons
> 40,000 gallons	\$4.81/1000 gallons	\$4.94/1000 gallons
Bulk Water Sales		
Base Charge per Account	\$8.12 per month	\$9.74 per month
0 - 40,000 gallons	\$4.37/1000 gallons	\$4.49/1000 gallons
> 40,000 gallons	\$4.81/1000 gallons	\$4.94/1000 gallons

Department/Description	Current	Proposed
Sewer Rate Schedule		
Retail - Inside		
Base Charge per Account	\$5.28 per month	\$6.34 per month
All Usage	\$4.01/1000 gallons	\$4.12/1000 gallons
Retail - Outside		
Base Charge per Account	\$8.45 per month	\$10.14 per month
All Usage	\$6.42/1000 gallons	\$6.60/1000 gallons
Municipal		
Base Charge per Account	\$8.45 per month	\$10.14 per month
All Usage	\$6.11/1000 gallons	\$6.28/1000 gallons
Note: These sewer rates are not applicable to the Cane Creek Sanitary Sewer District		
Zoning		
Miscellaneous Fees		
Conditional Use	\$150.00	\$200.00
Floodplain Development Permit	\$150.00	\$300.00
Non-Conforming Use	\$60.00	\$100.00
Variance	\$60.00	\$75.00
Zoning Permit	\$40.00	\$50.00
Demolition Admin Fee		\$100.00
Sign Permits (based on cost of sign)		
Minimum	\$25.00	\$40.00
\$1,000	\$30.00	\$45.00
\$2,000	\$35.00	\$50.00
\$3,000	\$40.00	\$55.00
\$4,000	\$45.00	\$60.00
\$5,000	\$50.00	\$65.00
\$6,000	\$55.00	\$70.00
\$7,000	\$60.00	\$75.00
\$8,000	\$65.00	\$80.00
\$9,000	\$70.00	\$85.00
\$10,000	\$75.00	\$90.00
Over \$10,000	\$25.00/\$1000 over	\$40.00/\$1000 over

CITY OF HENDERSONVILLE FEE SCHEDULE

2010 - 2011

(effective 07-01-10)

DESCRIPTION	COST/CHARGE/FEE
VEHICLE LICENSES	
Application for Certificate of Public Convenience & Necessity (taxicab)	\$60.00
Copy Charges	
Black (per page)	\$0.15
Color	\$0.25
Special Event Vendors:	
Food Vendors (per day)	\$30.00
Non-Food Vendors (per day)	\$15.00
FINANCE DEPARTMENT PRIVILEGE LICENSES	
Listed below are Schedules A, B, C and D. Review each section for the fee(s) that may apply to your business. Some businesses with various types of activities may be required to pay a fee under more than one section of the privilege license fee schedule. The license year runs from July 1 through June 30.	
Schedule A - Privilege License Fees Based on Flat Fees (regulated by the City of Hendersonville)	
Description	Amount
Ambulances (per vehicle)	\$15.00
Armored Car/Courier Service/Security Guards	\$37.50
Brokers, Dealers, and Commission Merchants	\$50.00
Building Materials	\$50.00
Carnival (per week)	\$100.00
(per device)	\$5.00
Cigar, Cigarette, Tobacco Retailers and Jobbers	\$10.00
Convenience Store	\$125.00
Day Care/Pre-School	
Less than 50 children	\$50.00
50-99 children	\$100.00
100-149 children	\$200.00
150-199 children	\$300.00
More than 200 children	\$400.00
Department Store	\$100.00
Drug Store	\$50.00
Fertilizer Dealers	\$50.00
Five and Ten Cent Stores/Dollar Stores	\$150.00
Food Distributors	\$50.00
Furniture Stores	\$100.00
Gas or Fuel Oil Companies	\$200.00
Grocery Store	\$50.00
Hardware Store	\$100.00
Lounge, Bar, Nightclub	
No live entertainment	\$50.00
Live entertainment	\$100.00
Manufacturing-not otherwise taxed or exempt	\$50.00
Metal brokers and dealers	\$50.00
Mill Supplies	\$50.00
Miscellaneous Services - Other	
Rental	\$35.00
Delivery/Hauling	\$35.00
Service	\$35.00
Monuments	\$30.00
Oils, Sale of Certain Oils	\$25.00
Packing House	\$100.00
Property Management	\$35.00

DESCRIPTION	COST/CHARGE/FEE
Retail-not otherwise taxed or exempt	\$35.00
Retail/Wholesale Stores: Sam's, Wal-Mart, K-Mart	\$400.00
School of Instruction	\$25.00
Storage, Transfer Warehouse	\$50.00
Tattoo/Body Piercing	\$50.00
Telegraph Company	\$50.00
Trades not otherwise taxed or exempt	\$50.00
Wholesale-not otherwise taxed or exempt	\$50.00
Some Other Privilege Licenses Fees Regulated by the State of North Carolina	
Advertising-Outdoor	\$35.00
Advertising-Other	\$25.00
Amusements, General (Arcades, etc)	\$25.00
Amusements-Dances (Admission Charged)	\$25.00
Automatic Sprinkler Installation-office in city limits	\$100.00
Automobile Dealership	\$25.00
Automotive Equipment (Retail)	\$12.50
Automotive Equipment (Wholesale)	\$37.50
Barber/Beauty Shop (per operator)	\$2.50
Bicycles-Sales/Accessories	\$25.00
Bowling Alley - per lane	\$10.00
Campgrounds	\$12.50
Chain Stores	\$50.00
Check Cashing Business	\$100.00
Circus (per day)	\$25.00
Collection Agency	\$50.00
Contractor-licensed in NC	\$10.00
Dry Cleaners - Inside	\$50.00
Dry Cleaners - In/Out	\$100.00
Electrical Contractor	\$50.00
Electronic Video Game (per machine)	\$5.00
Elevator Installation (office in city limits)	\$100.00
Employment Agency	\$100.00
Fire Arms Dealer	\$50.00
Fortune Tellers/Palmists	\$2,600.00
Heating/Mechanical Contractor	\$50.00
Hotel/Motel - per room (\$25 minimum)	\$1.00
Ice Cream Manufacturer	\$12.50
Itinerant Merchants	\$100.00
Knives, Daggers, Slingshots, etc	\$200.00
Laundries - Inside	\$50.00
In/Out	\$100.00
Loan Agency	\$100.00
Manicurist (per operator)	\$2.50
Motorcycle Dealers	\$12.50
Movie Theaters - per room	\$200.00
Music Machines - per machine	\$5.00
Outdoor Theater	\$100.00
Pawnbroker	\$275.00
Piano Sales	\$5.00
Plumbing Contractor	\$50.00
Pool Tables	\$25.00
Precious Metal Dealers	\$10.00
Managers	\$10.00
Each Employee	\$3.00

DESCRIPTION		COST/CHARGE/FEE
Restaurant/Café (0 - 4 Seats)		\$25.00
Restaurant/Café (5+ Seats)		\$42.50
Service Station/Garage		\$12.50
Specialty Market Operator		\$200.00
Sundries (soft drinks, tobacco, etc.)		\$4.00
Sweepstakes (Internet Machines)		\$2,600.00
Taxicabs (per cab)		\$15.00
Undertaker/Coffin Dealers		\$50.00
Video/Rental/Sales		\$25.00
Schedule C - Businesses Exempt from fees		
Accountants	Wholesale Motor Fuel Distributor	Osteopaths
Alarm Systems	Embalmers	Pest Control Applicators
Alarm Monitoring	Engineers	Photographers
Appliance Sales/Rentals	Flea Market/Specialty Vendors	Physicians
Architects	Healers	Private Detectives/Investigators
Art Festivals	Installment Paper Dealer	Railway Companies
Attorneys	Insurance Company	Real Estate Agents
Auctioners	Landscape Architects	Real Estate Appraisers
Banks	Land Surveyors	Real Estate Loan Brokers
Bondsmen	Merchandising Machines	Savings & Loan Assoc.
Breweries	Morticians	Soft Drink Manufacturers
Bus Companies	Motion Picture Making	Surgeons
Chiropodists	Newspaper	Telephone Companies
Chiropractors	Office Equipment Sales/Rental	Winery
Coop Markets	Opticians	Vending Machine Corporations
Computer Hardware Retail/Rental	Optometrists	Veterinarian
Dentists	Ophthalmologist	Home Inspectors
Schedule D - Fees regulated by the State of North Carolina for the sale of beer and wine.		
Beer & wine license year runs from May 1 to April 30.		
Beer On Premises		\$15.00
Beer Off Premises		\$5.00
Wine On Premises		\$15.00
Wine Off Premises		\$10.00
Wholesale Dealers Beer Only		\$37.50
Wholesale Dealers Wine Only		\$37.50
Both Beer & Wine Under Same License		\$62.50

DESCRIPTION	COST/CHARGE/FEE
PLANNING DEPARTMENT	
(Public hearings are required for items designated with an asterisk. These fees include the cost of advertising.)	
Subdivision Ordinance (per page)	\$0.15
Comprehensive Plan (per page)	
Black	\$0.15
Color	\$0.25
Zoning Ordinance (per page)	\$0.15
Zoning Map	\$5.00
*Annexation, Voluntary (contiguous or satellite)	\$17.00
Zoning Ordinance Text Amendments	\$175.00
*Zoning Ordinance Map Amendment (Legislative Rezoning)	
*Commercial or Industrial	\$275.00
*Residential < 3 acres	\$175.00
*Residential > 3 acres	\$225.00
Subdivision Plats	\$20/lot
*Street Closing Petition (\$1000 deposit)	Actual Cost
*Site Plan Reviews & Amendments	
Commercial, Industrial or Institutional	
*5,000 - 10,000 square feet in floor area	\$300.00
*10,000 - 50,000 square feet in floor area	\$450.00
Minor Planned Residential Developments	
*3 - 10 dwellings	\$300.00
*11 - 50 dwellings	\$450.00
*Special Use Reviews & Amendments	\$100/acre (\$500 minimum)
Telecommunications Towers	
Basic Permit (C-3, I-1)	\$450.00
Special Use Permit	\$2500.00*
POLICE DEPARTMENT	
Fingerprinting	\$10.00
Parking Fees, Fines & Penalties	
Monthly parking space fee	\$20.00
Monthly parking space fee in the metropolitan service business district	\$30.00
Construction parking permit (per day)	\$5.00
Parking Meter (per 1/2 hour)	\$0.25
Overtime/Expired meter	\$10.00
Subsequent Overtime	\$20.00
Loading Zone/15 minute parking	\$10.00
Crosswalk	\$10.00
Handicapped	\$250.00
Fire Lane	\$100.00
Fire Hydrant	\$100.00
Penalty after 15 days	\$15.00
Penalty after 30 days additional	\$25.00

*Applicable only to applications required to meet the additional standards contained in Section 16-4-23.4.
Fees for towers proposed for siting in PCD or PID district are included in the fee for special use review.

DESCRIPTION	COST/CHARGE/FEE
PUBLIC WORKS:	
Whitmore Activity Building Rental - (Security deposit required to equal rental fee)	
Not-for-profit rentals (dinners, weddings, meetings, etc.)	
Daily Charge (10:00 a.m. - 4:00 p.m.)	\$100.00
Daily Charge (5:00 p.m. - 10:00 p.m.)	\$100.00
For All Day Rental (10:00 a.m. - 10:00 p.m.)	\$200.00
Profit making rentals (charge at door and/or items for sale)	
Daily Charge (10:00 a.m. - 4:00 p.m.)	\$200.00
Daily Charge (5:00 p.m. - 10:00 p.m.)	\$200.00
For All Day Rental (10:00 a.m. - 10:00 p.m.)	\$400.00
Boyd Park Mini-Golf	
Adults	\$3.00
Children	\$2.00
Oakdale Cemetery Lots (per grave space)	
City Resident	\$500.00
Out of City Resident	\$1,000.00
Park Usage	
Berkeley Park - Large Pavillion (May through September)	\$50/half day
Berkeley Park - Field Usage for Organized Groups (per player per season)	\$10.00
Patton Park - Small Pavillion	\$25/half day
Patton Park - Large Pavillion (May through September)	\$50/half day
Patton Park - Field Usage for Organized Groups (per player per season)	\$10.00
Patton Pool	
Lap Swim	\$4.00
Daily Admittance Fee (adults)	\$5.00
Daily Admittance Fee (children) (3yrs or younger will be free with adult)	\$4.00
Daily Admittance Fee (non-swimmer)	\$2.00
Season Pass - Family - City Resident	\$150.00
Season Pass - Family - Non City Resident	\$300.00
Season Pass - Individual Adult - City Resident	\$75.00
Season Pass - Individual Adult - Non City Resident	\$150.00
Season Pass - Individual Senior - City Resident	\$60.00
Season Pass - Individual Senior - Non City Resident	\$120.00
Season Pass - Individual Youth - City Resident	\$60.00
Season Pass - Individual Youth - Non City Resident	\$120.00
Punch Pass - Adult - City Resident (15 admissions)	\$30.00
Punch Pass - Adult - Non City Resident (15 admissions)	\$50.00
Punch Pass - Youth - City Resident (15 admissions)	\$25.00
Punch Pass - Youth - Non City Resident (15 admissions)	\$45.00
Miscellaneous	
Backhoe (per hour)	\$80.00
Building Maintenance Fees (per hour)	\$45.00
Bush Hogs/Tractor Mowing (per hour)	\$80.00
Fleet Maintenance Fees (per hour)	\$45.00
Gas Utility Cuts (per 5' X 5' cut)	\$300.00
Water/Flusher Truck (per load)	\$100.00
Water/Sewer Utility Cuts	\$300.00
Weed Eater/Hedge Trimmer (per hour)	\$40.00
Electrical Usage for Special Events - Connection Fee	\$45.00
Electrical Usage for Special Events - Cost per Amp	\$4.00
Encroachment Permit Fee	\$10.00

DESCRIPTION	COST/CHARGE/FEE
Sanitation Division	
Special Loads (tipping fee added to special fee)	\$150.00
Solid Waste	
Residential - 96-gal container (non recycler)	\$18.50
Residential - 96-gal container (actively recycles)	\$12.50
Residential - 32-gal container (non recycler)	\$14.50
Residential - 32-gal container (actively recycles)	\$10.50
Commercial - Business refuse pickup per can (96-gal containers only)	\$28.75
Commercial - Container Lease per can (one time fee)	\$65.00
Operation Center Room Rental Rates	
Large Assembly Room (8 a.m. - 5 p.m.)	\$50.00
Large Assembly Room (5 p.m. - 10 p.m.)	\$25.00
Small Assembly Room (8 a.m. - 5 p.m.)	\$10.00
Small Assembly Room (5 p.m. - 10 p.m.)	\$5.00
Railroad Depot Room	Free

DESCRIPTION		COST/CHARGE/FEE
WATER AND SEWER DEPARTMENT		
Equipment Usage (hourly rates)		
Rubber-Tired Backhoe		\$80.00
Mini-Excavator		\$40.00
Vac Truck		\$75.00
Dump Truck (single-axle)		\$30.00
Pick-Up Truck		\$25.00
Harben		\$30.00
Camera Truck		\$65.00
Boring Machine		\$20.00
Lateral Camera		\$15.00
Air Compressor		\$15.00
Air Hammer/Pusher		\$20.00
Soil Tamp		\$20.00
Water Fee Schedule		
Taps & Connections		
Water Availability and Meter Application Fee		\$25.00
Water Tap, 5/8"		\$775.00
Water Taps > 5/8"		Cost plus 10%
Water - Stub Out		\$375.00
**System Development Charges (SDC)		
Meter Size, Inches	Meter Equivalent	Cost
5/8"	1	\$800.00
1"	3	\$2,400.00
1-1/2"	5	\$4,000.00
2"	7	\$5,600.00
3"	10	\$8,000.00
4"	16	\$12,800.00
6"	40	\$32,000.00
8"	70	\$56,000.00
10"	100	\$80,000.00
Meters		
Turn On/Set Meter During Business Hours		\$35.00
Turn On/Set Meter After Business Hours		\$85.00
Test Meter, at customer's request (<1-in.); if meter faulty - No Charge		\$40.00
Test Meter, at customer's request (>1-in.); if meter faulty - No Charge		\$45 + cost
Test Line Pressure, at customer's request		\$45.00
Engineering Review Fees		
Line Extensions		\$300.00
Pump Stations		\$75.00
Storage Tanks		\$75.00
Miscellaneous Fees		
Reconnection for Non-Payment - During Business Hours		\$35.00
Reconnection for Non-Payment - After Business Hours		\$85.00
Reconnection of Service at Main	Actual Cost	
Replace Removed Meter due to additional usage after non-payment cut-off		
During Business Hours		\$60.00
After Business Hours		\$85.00
Premise Visit		\$35.00
Fire Hydrant Installation	Actual Cost	
Certified Fire Hydrant Flow Test		\$200.00
Concrete Core Drill, Cost/Inch of Diameter		\$100.00
Returned Check Fee	Max Allowed By Law	
Chemical Analysis of Water	Cost plus 10%	
**System development charge calculated using AWWA meter equivalent, all meters related to 3/4" x 5/8" meter.		

DESCRIPTION	COST/CHARGE/FEE
Water Rate Schedule	
Inside City Limits	
Residential	
Base Charge per Account	\$5.54 per month
Account Deposit (Refundable)	
0 - 40,000 gallons	\$2.55 per 1000 gallons
> 40,000 gallons	\$2.81 per 1000 gallons
Commercial/Industrial	
Base Charge per Account	\$5.54 per month
Account Deposit (Refundable)	
0 - 40,000 gallons	\$2.55 per 1000 gallons
40,000 - 200,000 gallons	\$1.93 per 1000 gallons
> 200,000 gallons	\$1.81 per 1000 gallons
Irrigation	
Base Charge per Account	\$6.10 per month
Account Deposit (Refundable)	
0 - 40,000 gallons	\$2.81 per 1000 gallons
> 40,000 gallons	\$3.09 per 1000 gallons
Outside City Limits	
Residential	
Base Charge per Account	\$8.86 per month
Account Deposit (Refundable)	
0 - 40,000 gallons	\$4.08 per 1000 gallons
> 40,000 gallons	\$4.49 per 1000 gallons
Commercial/Industrial	
Base Charge per Account	\$8.86 per month
Account Deposit (Refundable)	
0 - 40,000 gallons	\$4.08 per 1000 gallons
40,000 - 200,000 gallons	\$3.04 per 1000 gallons
> 200,000 gallons	\$2.88 per 1000 gallons
Municipal	
Base Charge per Account	\$8.86 per month
Account Deposit (Refundable)	
All Usage	\$2.65 per 1000 gallons
Irrigation	
Base Charge per Account	\$9.74 per month
Account Deposit (Refundable)	
0 - 40,000 gallons	\$4.49 per 1000 gallons
> 40,000 gallons	\$4.94 per 1000 gallons
Bulk Water Sales	
Base Charge per Account	\$9.74 per month
Account Deposit (Refundable)	
0 - 40,000 gallons	\$4.49 per 1000 gallons
> 40,000 gallons	\$4.94 per 1000 gallons

DESCRIPTION		COST/CHARGE/FEE
Sewer Fee Schedule		
Taps and Connections		
Sewer Taps, 4" gravity sewer tap		\$1,000.00
Fee per 6" gravity sewer tap		\$1,000.00
Fee per 8" gravity sewer tap		\$1,500.00
**System Development Charges (SDC)		
Meter Size, Inches	Meter Equivalent	Cost
5/8"	1	\$1,375.00
1"	3	\$4,125.00
1-1/2"	5	\$6,875.00
2"	7	\$9,625.00
3"	10	\$13,750.00
4"	16	\$22,000.00
6"	40	\$55,000.00
8"	70	\$98,250.00
10"	100	\$137,500.00
**System Development Charges calculated using AWWA meter equivalent, all meters related to 3/4" X 5/8" meter.		
Surcharges		
BOD (biochemical oxygen demand), per lb. in excess of 250-mg/l		\$0.25
TSR (total suspended residue), per lb. in excess of 250-mg/l		\$0.15
Ammonia nitrogen, per lb. in excess of 30-mg/l		\$1.50
Engineering Review Fees		
Line Extensions		\$300.00
Pump Stations		\$75.00
Miscellaneous Fees		
Premise Visit		\$35.00
Septic Tank Waste Disposal, per 1000-gallons		\$55.00
Septic Tank Waste Disposal Permit		\$50.00
Pretreatment Program		Cost of Program Per SIU
Nondischarge Permit Fee		\$250.00
Food Services Sewer Connection Application Fee		\$50.00
Sewer Rate Schedule		
Retail - Inside		
Base Charge per Account		\$6.34 per month
All Usage		\$4.12 per 1000-gallons
Retail - Outside		
Base Charge per Account		\$10.14 per month
All Usage		\$6.60 per 1000-gallons
Municipal		
Base Charge per Account		\$10.14 per month
All Usage		\$6.28 per 1000-gallons
Note: These sewer rates are not applicable to the Cane Creek Sanitary Sewer District		

DESCRIPTION	COST/CHARGE/FEE
ZONING DEPARTMENT	
Miscellaneous Fees	
Administrative Review	No Charge
Conditional Use	\$200.00
Floodplain Development Permit	\$300.00
Non-Conforming Use	\$100.00
Temporary Use Permit	\$60.00
Varaince	\$75.00
Zoning Map	\$5.00
Zoning Permit	\$50.00
Demolition Admin Fee	\$100.00
Sign Permits (based on cost of sign)	
Minimum	\$40.00
\$1,000	\$45.00
\$2,000	\$50.00
\$3,000	\$55.00
\$4,000	\$60.00
\$5,000	\$65.00
\$6,000	\$70.00
\$7,000	\$75.00
\$8,000	\$80.00
\$9,000	\$85.00
\$10,000	\$90.00
Over \$10,000	\$40.00 per \$1000 over \$10,000